

RUNNING HEAD: SELF CONTROL IN ADOLESCENCE

Can Adolescents Learn Self-Control?

Delay of Gratification in the Development of Control over Risk Taking

Daniel Romer¹

Angela L. Duckworth²

Sharon Sznitman¹ and

Sunhee Park³

¹ Annenberg School of Public Policy, University of Pennsylvania (Philadelphia, PA)

² Department of Psychology, University of Pennsylvania (Philadelphia, PA)

³ College of Nursing Science, Kyunghee University (Seoul, Korea)

Abstract

Recent findings from developmental neuroscience suggest that the adolescent brain is too immature to exert control over impulsive drives, such as sensation seeking, that increase during adolescence. Using a discounting of delayed reward paradigm, this research examines the ability to delay gratification as a potential source of control over risk-taking tendencies that increase during adolescence. In addition, it explores the role of experience resulting from risk taking as well as future time perspective as contributors to the development of this ability. In a nationally representative sample ($n = 900$) of young people aged 14 to 22, a structural equation analysis shows that risk taking as assessed by use of three popular drugs (tobacco, marijuana, and alcohol) is inversely related to the ability to delay gratification. The relation is robust across gender, age, and different levels of sensation seeking. In addition, high sensation seekers exhibit dramatic age-related increase in delay of gratification, lending support to the hypothesis that engaging in risky behavior provides experience that leads to greater patience for long-term rewards. The findings support the conclusion that a complete understanding of the development of self-control must consider individual differences not easily explained by universal trends in brain maturation.

KEYWORDS: adolescence, sensation seeking, delay of gratification, delay discounting, future time perspective, risk taking, substance use

Adolescence is a period characterized by experimentation with novel but risky behaviors such as use of alcohol, tobacco and other drugs. Recent findings from developmental neuroscience shed light on why such risky behaviors increase during adolescence rather than during child or adulthood. In particular, increased dopamine release to subcortical reward centers during adolescence encourages attraction to novel and immediately exciting experiences (Chambers, Potenza, & Taylor, 2003; Lewis, 1997; Spear 2000). Indeed, the dopamine system, which is eminently sensitive to detecting novel rewards (Spanagel & Weiss, 1999; Schultz, 2002), motivates search for such experience (Panksepp, 1998). In humans, variation in dopamine activity has been linked to a personality trait known as sensation or novelty seeking (Cloninger, 1988; Zald, Cowan, Riccardi, Baldwin, Ansari, Li, et al., 2008; Zuckerman, 1994). Consistent with research in animals, sensation seeking rises during adolescence before declining again in early adulthood (Romer & Hennessy, 2007; Steinberg, Graham, O'Brien, Woolard, Cauffman, & Banish, 2009; Zuckerman, 2007). Furthermore, sensation seeking is strongly associated with the initiation of a wide range of adolescent risk behaviors, such as use of drugs (Arnett, 1992; Roberti, 2004; Zuckerman, 2007).

An important question regarding adolescent risk taking is whether adolescents have the capability to control such drives. One hypothesis based on developmental neuroscience is that brain maturation of the frontal cortex is not complete until the third decade of life (Casey, Getz, & Galvan, 2008; Steinberg, 2008). As a result, adolescents do not have sufficient frontal control to inhibit impulsive drives such as sensation seeking. This hypothesis has the strong implication that for youth with high levels of impulsivity, such as sensation seeking, there is little one can do to prevent the rise in adolescent risk taking other than to enforce abstinence from such behaviors

until the brain has achieved sufficient maturation to enable control over the behaviors (Nelson et al., 2002; Steinberg, 2008).

Another hypothesis regarding adolescent development is that control over risk taking can be learned and that the major deficit is not insufficient brain maturation but lack of experience from engaging in novel and potentially risky behavior. For example, the first six months of driving during the adolescent years is the riskiest period (McCartt, Shabanova, & Leaf, 2003). If adolescents could learn to drive under conditions of reduced risk, their exposure to crashes would be greatly reduced. This is precisely the strategy behind graduated drivers licensing programs that permit driving but that also impose restrictions on this behavior until the young driver has had sufficient experience to handle risky driving conditions, such as driving at night or with peers (Morrissey, Grabowski, Dee, & Campbell, 2006).

In this research, we examine whether one potential inhibitory control mechanism, namely delay of gratification, can restrain impulsive drives, such as sensation seeking, and whether risk taking can provide experience that increases self control. In particular, we ask whether variation in this form of self-control is sufficiently strong to inhibit risk taking, even among adolescents and young adults with high levels of sensation seeking. In addition, we ask whether experience with risky behavior can lead to increases in this form of self control as the experience hypothesis would predict. Support for these predictions would suggest that the brain maturation hypothesis overstates the potential for immature brain structure to prevent adolescents from controlling their risk taking.

Exerting Control over Impulsive Drives

Various theories have been proposed regarding the mechanisms underlying the ability to exert control over impulsive drives. We focus on one potential mechanism that exhibits

maturation from child to adulthood, the ability to delay gratification (Green, Fry, & Myerson, 1994; Steinberg et al., 2009). The most common paradigm for studying this type of control is to present choices between small rewards that are immediately available versus ones that are larger but not available until after a delay (Ainslie, 1975; Mischel, Shoda, & Rodriguez, 1989). The universal finding is that people prefer immediate rewards even when the delayed rewards are considerably larger; however, the degree to which delayed rewards are *discounted* varies across individuals (Green & Myerson, 2004; Rachlin, 2000). In adolescents as well as adults, individual differences in discounting have been linked to risk taking tendencies, such as drug use (Reynolds, 2006; Verdejo-Garcia et al., 2008). Mischel and colleagues (1988, 1989) studied related measures of the ability to delay gratification in children as young as age 3 and found that this tendency predicted various forms of self-control in adolescence. However, these studies have used small unrepresentative samples, and none have examined the relation between delay of gratification and risk taking across a wide adolescent age range when sensation seeking reaches its peak.

The hypothesis we pursued in this research is that the ability to delay gratification can serve as a check on such drives as sensation seeking. There is some evidence to support this hypothesis. The tendency to persevere toward long-term goals is independent of sensation seeking (Smith, Fischer, Cyders, Annus, Spillane, & McCarthy, 2007; Whiteside & Lynam, 2001), as is the tendency to discount future rewards (Wilson & Daly, 2006). Furthermore, evidence from both animal models (Pattij & Vandershuren, 2008) and humans (Reynolds, Penfold, & Patak, 2003) suggests that individual differences in discounting are independent of other impulsive tendencies. However, it has not been shown that the ability to delay gratification influences adolescent risk taking independently of sensation seeking and that it can do so even

when the sensation seeking drive is strong. If delay of gratification only reduces risk taking when sensation seeking is moderate or weak, then it is unlikely to serve as a check on impulsive behavior.

In addition to examining the independent effects of sensation seeking and delay of gratification on risk taking, we also studied factors that can promote the development of patience for long-term rewards during adolescence. According to the brain maturation hypothesis, experience should not be a major factor in the development of the ability to delay gratification. There is some evidence to support this prediction. The tendency to discount delayed rewards does not decline dramatically during adolescence (Steinberg et al., 2009), suggesting that brain maturation may be required to permit this ability to emerge in greater force. However, the experience hypothesis suggests that individual differences in opportunities to learn how to control impulsive behavior could predict increases in the ability to delay gratification.

A mechanism that could serve to increase the ability to delay gratification is the experience of regrettable consequences stemming from risk taking itself. That is, youth who engage in high levels of typical adolescent risk taking should also be more likely to discover the adverse consequences of doing so (e.g., doing poorly on exams as a result of partying with friends rather than studying). As a result, as they age, such risk takers should gain greater appreciation for the long-term consequences of their risky actions. An interesting prediction from this hypothesis is that high sensation seekers should exhibit greater increases in the ability to delay gratification than low sensation seekers who engage in much less risky activity. Hence, we predict that whereas sensation seeking encourages risk taking, it should also paradoxically accelerate the ability to delay gratification.

A second process potentially responsible for change in both delay of gratification and risk taking is the development of *future time perspective*, defined as the tendency to think about or attend to the future as opposed to the present or past (Nurmi, 1991). Zimbardo and Boyd (1999) trace the concept to Lewin's (1939) life-space model of development, in which adolescence was regarded as the period when future time perspective increases in response to the need to plan for the transition to adulthood. One theoretically predicted outcome of increased concern about the future is reduced discounting of future rewards (Bembenuddy & Karabenick, 2004; Joireman, Sprott and Spangenberg, 2005; Steinberg et al., 2009). Future time perspective has also been linked to adolescent risk taking (Boyd, Keough, & Zimbardo, 1999; Fong & Hall, 2003). As a result, individual differences in the development of future time perspective might reduce discounting and risk taking. Based on this reasoning, we would expect any relation between delay of gratification and risk taking to be reduced once future time perspective is controlled in its influence on both. In addition, individual differences in future time perspective may be important for developing self-control apart from any relation to sensation seeking.

Testing Hypotheses about Risk Taking and Delay of Gratification

In this research, we examined sensation seeking, delay of gratification, future time perspective, and drug use in a nationally representative sample of youth ages 14 to 22. We defined a structural equation model (SEM) shown in Figure 1 that treats sensation seeking and future time perspective as exogenous but potentially related predictors of delay of gratification. The model includes the use of three popular drugs, tobacco, marijuana, and alcohol, as consequences of both sensation seeking and delay of gratification. Adolescents exhibit increasing use of these drugs as they age (Johnston, O'Malley, Bachman, & Schulenberg, 2008) with sensation seeking positively related to all three (Romer & Hennessy, 2007). We treat the

use of these three drugs as evidence of an underlying risk-taking tendency that should increase during adolescence. However, we expected that individual differences in the ability to delay gratification would be inversely related to risk-taking tendencies (Hypothesis 1). We expected this prediction to hold for both male and female youth. In addition, and contrary to the brain maturation hypothesis, we expected the inverse relation to hold for youth in both adolescence (ages 14 to 17) and young adulthood (ages 18 to 22) (Hypothesis 2). Furthermore, we expected individual differences in future time perspective to be positively related to the ability to delay gratification but not to directly influence risk taking apart from delay of gratification (Hypothesis 3).

We further tested the robustness of the inverse relation between delay of gratification and risk taking by examining it within different levels of sensation seeking. If the ability to delay gratification truly serves as a mechanism of self-control, then it should restrain risk-taking tendencies for high sensation seekers as well as for those lower in sensation seeking (Hypothesis 4). Finally, according to the risk-taking experience hypothesis, high sensation seekers should have the greatest exposure to adverse experience from risk taking and should exhibit the largest increases in the ability to delay gratification as they age (Hypothesis 5). To test this hypothesis, we examined age-related trends in delay of gratification in high versus moderate and low sensation seekers.

Method

Sample Description and Methodology

The National Annenberg Survey of Youth is a national probability sample conducted annually by the Adolescent Risk Communication Institute at the University of Pennsylvania (see Romer & Hennessy, 2007, for details of the procedure). Data for this study ($N = 900$) were taken

from the 2005 survey conducted between April and August of that year. The Institutional Review Board of the University of Pennsylvania approved the survey.

Measures

Delay of Gratification. We adapted a monetary choice procedure from Green, Fry, and Myerson (1994) to assess preference for delayed reward. Similar monetary choice procedures have been shown to be valid with youth of this age group (Duckworth & Seligman, 2005; Reynolds, 2004) and to be a valid indicator of the ability to delay gratification (Reynolds & Schiffbauer, 2005). As seen in Figure 2, different rates of discounting should be detected by determining the amount of money that one would accept immediately in lieu of a larger but delayed reward. In this task, respondents are asked in the context of payment for a job to identify an amount of money between \$100 and \$900 that, if received immediately, would be equivalent to receiving \$1000 six months later. Respondents are initially asked if they would accept a payment of \$1000 in six months in lieu of being paid \$500 immediately. Those who accept the \$500 are asked if they would accept an amount lower than \$500 in \$100 decrements. The lowest amount they accept is taken as their equivalent value. A comparable procedure with successively increasing values is used for those who would not accept \$500. Research comparing hypothetical with real rewards and delays indicates that the procedure produces comparable estimates of individual differences (Johnson & Bikel, 2002).

Future Time Perspective. We assessed the tendency to take a long-term perspective in everyday decision making with three items from the Time Perspective Questionnaire (Fong & Hall, 2003). Respondents rated their agreement on a 4-point scale from 4 = *strongly agree* to 1 = *strongly disagree* with two reversed score items, “Living for the moment is more important than planning for the future,” and “I spend a lot more time thinking about today than thinking about

the future,” and a third item that was positively-scored, “I have a good sense of my long-term priorities in life.” Although the full scale has a reported alpha larger than .80, these three items had an observed correlation of .62 with their underlying future time perspective factor using a reliability calculation that takes into account differential loadings of items (Raykov, 1997).

Sensation Seeking. Participants were asked to rate their agreement with four statements from the Brief Sensation Seeking Scale (BSSS; Donohew, Hoyle, Lorch, Palmgreen, & Stephenson, 2002) on a 4-point scale from 4 = *strongly agree* to 1 = *strongly disagree*. The items were: “I like to explore strange places,” “I like to do frightening things,” “I like new and exciting experiences, even if I have to break the rules,” and “I prefer friends who are exciting and unpredictable.” These items represent the four dimensions of sensation seeking identified by Zuckerman (1994), and the scale correlates highly ($r = 0.89$) with the BSSS, which itself has been found to have strong construct validity (Stephenson, Hoyle, Palmgreen, & Slater, 2003). The scale was also a reliable indicator ($r = .60$) of its underlying factor in the present sample.

Risk Taking. Cigarette smoking, marijuana use, and binge drinking were separately assessed as indicators for risk taking tendencies. For cigarette and marijuana use, answers were scored on a scale from 0 to 5 where 0 meant that respondents reported never having engaged in the behavior, 1 meant they had done so but not in the past month, and higher values indicated increasing levels of engagement in the behavior during the past 30 days. The scale for binge drinking was 0 to 3, where 0 meant never having drunk alcohol, 1 meant having drunk but not in the last 30 days, 2 meant having drunk in the last 30 days but no bingeing, and 3 meant binge drinking in the last 30 days. The three drug uses were also reflective of an underlying risk taking tendency ($r = .84$).

Demographic Variables. Because the sample closely matched U. S. Census (2001) estimates for major demographic differences (gender, race, and Hispanic ethnicity), weights were not applied in any analysis. However, controls for demographic variables were included in all analyses. Because we expected age to exhibit an inverted-U relationship with sensation seeking, we subtracted the mean age of the sample (17.75) from each individual age and squared this difference to capture this effect. Participants also provided their zip code, which we used in conjunction with Census (2001) data to estimate neighborhood median household income. We would expect income to be negatively related to our measure of discounting since we used money as the reward (Green, Myerson, & McFadden, 1997). In addition, gender should be related to sensation seeking with males scoring higher (Zuckerman, 2007). Furthermore, both Hispanic and black youth are likely to exhibit less use of drugs (Wallace, Bachman, O'Malley, Schulenberg, Cooper, & Johnston, 2003). Controlling for these variables helps to rule out spurious relationships that might result from effects of these background characteristics.

Statistical Analysis

For the purposes of descriptive analyses, Pearson correlations were calculated with listwise deletion for missing data. To create predicted scores for age trends in sensation seeking, future time perspective, and delay of gratification, we use ordinary least squares regression. To analyze relations between our predictors and drug use, we used structural equation modeling (SEM) as implemented in the program EQS (Bentler, 2004). We used multiple group analyses to analyze differences between gender and age in the relations between sensation seeking, future time perspective, delay of gratification, and risk taking (Hypotheses 1 to 3). We also used this procedure to analyze differences in the relation between delay of gratification and risk taking by different levels of sensation seeking (Hypothesis 4) and to examine age trends in delay of

gratification (Hypothesis 5). This program estimates robust standard errors that correct for potential violations in assumptions of multivariate normality, and it permits maximum likelihood imputation of missing data. We could not estimate neighborhood household income for 7% of respondents who did not report their zipcode, and small numbers of respondents did not answer some questions regarding drug use (less than 1% of the sample).

To evaluate goodness of fit, we looked at three overall measures. First, a Chi-square test (χ^2) was used to compare the predicted covariance matrix with the observed matrix. We used the Satorra-Bentler (1998) scaled χ^2 which is provided for models with robust estimates (Bentler, 2004). Because χ^2 tests are very sensitive to sample size, we used two additional indices: the Comparative Fit Index (CFI) and Root Mean Square Error of Approximation (RMSEA). Values of CFI greater than .90 (Hu & Bentler, 1995) and RMSEA values less than or equal to .05 are considered acceptable (Kaplan, 2000).

Results

Table 1 contains correlations between the major variables in the analysis. As expected, the four sensation seeking items were positively intercorrelated but inversely related to the future time perspective items which were also positively related to each other. Sensation seeking items were not very related to delay of gratification; however, they were strongly related to use of each drug. Drug uses, which were highly intercorrelated, tended to be negatively related to time perspective and delay of gratification. Delay of gratification tended to be positively related to time perspective items.

Structural Equation Analysis

Measurement model. We first conducted an analysis to confirm the reliability and discriminant validity of our measures of sensation seeking, future time perspective, delay of

gratification, and drug use. The factor loadings for each construct were significant ($p < .001$), and the overall model allowing for correlations between each factor provided a good fit to the data, $\chi^2(37) = 77.8, p < .001, CFI = .96, RMSEA = .035$ (90% confidence interval = .024, .046). The drug use indicators also contained correlations between two pairs of measures, tobacco and marijuana use and marijuana and binge drinking, which represented relations unique to each pair of drugs. It is also noteworthy that the correlation between sensation seeking and delay of gratification was not significantly different from zero, $r = .06$, a finding that corroborates other research with smaller and less representative samples (e.g., Wilson & Daly, 2006).

We rejected an alternative model that assumes that sensation seeking, future time perspective, and delay of gratification reflect a single factor that is correlated with risk taking, $\chi^2(41) = 186.1, p < .001, CFI = .87, RMSEA = .063$ (.054, .072). This finding is consistent with our hypothesis that delay of gratification represents an independent source of control over risk taking. We examined this hypothesis in greater detail in our next analysis.

Figure 3 shows the relations between age and each of our measures of individual differences hypothesized to be related to risk taking. Whereas sensation seeking grew and then declined during the age range under study, future time perspective grew steadily while delay of gratification displayed a positive age trend that was nevertheless not significant in the sample as a whole. The inverted-U shaped relation between age and sensation seeking is consistent with earlier research in this age range (Romer & Hennessy, 2007), and the small increase in delay of gratification is consistent with a recent study by Steinberg et al. (2009). The increase in future time perspective during this age period has not been previously studied but is consistent with expectations of developmental change during adolescence (Lewin, 1939; Nurmi, 1991).

Relations between factors. Our second analysis focused on the model in Figure 1. In fitting this model, some unique correlations were identified. In particular, as youth aged, they were more likely to agree with two of the sensation seeking items and one of the future time perspective items. In addition, there was a residual negative relation between income and smoking. Since these relations would not affect tests of any of the hypotheses, they were added to the model. As seen in Table 2, the resulting model provided a good fit to the data for the total sample. Consistent with Hypothesis 1, delay of gratification was inversely related to risk taking ($B = -.072, z = -2.05, p = .040$), and this relation was independent of the strong relations of risk taking with age and sensation seeking. Similar patterns were observed in the models for male ($B = -.108, z = -3.79, p < .001$) and female youth ($B = -.044, z = -2.03, p = .043$), and a test of the equality of these parameters indicated that they were not statistically different, $\chi^2(1) = 1.31, p > .15$.

We also examined the relations between delay of gratification and risk taking for younger (ages 14 to 17) versus older (ages 18 to 22) youth. As seen in Table 2, the relations were significant in both age groups: $B = -.063, z = -2.57, p = .010$ (younger) and $B = -.102, z = -2.42, p = .016$ (older). A test of the difference between the parameters indicated that they were not statistically different, $\chi^2(1) = 0.91, p > .15$. These findings support the hypothesis that delay of gratification is able to constrain risk taking even in younger adolescents and that deficits in structural brain maturation over this age range or between male and female youth are unlikely to be a major contributor to this source of self-control.

Our third hypothesis predicted that individual differences in future time perspective would lead to differences in delay of gratification. As seen Table 2, future time perspective was consistently and positively related to delay of gratification across age and gender. As the age

trends in Figure 3 suggest, the relation between age and future time perspective was too weak (.09) to produce much of an increase in delay of gratification with age. However, we tested a model in which future time perspective was also allowed to influence drug use. In support of Hypothesis 3, this path was not significant, $B = -.04$, $p > .15$. In addition, we tested a model in which delay of gratification served as the mediator between sensation seeking and future time perspective with the latter influencing drug use. However, future time perspective was not related to drug use in this model either, $B = .02$, $p > .15$. These tests indicate that the data are more consistent with a model in which time perspective influences delay of gratification rather than the other way around and that time perspective adds nothing to the prediction of drug use apart from sensation seeking and delay of gratification.

Effects of Delay of Gratification by Different Levels of Sensation Seeking

To test Hypotheses 4 and 5 regarding the relations between delay of gratification, age, and risk taking across different levels of sensation seeking, we trichotomized the sample into three levels of sensation seeking: low ($n = 290$), moderate ($n = 275$), and high ($n = 333$). We then examined model relations for each of these groups. The resulting overall model provided an adequate fit to the data, $\chi^2(42) = 64.1$, $p = .016$, CFI = .97, RMSEA = .042 (.019, .062). Table 3 contains the coefficients that were obtained from this analysis. In each group, age was strongly related to drug use indicating that no matter the level of sensation seeking, drug use increased with age. Nevertheless, in the highest level of sensation seeking, there was also a curvilinear relation with age, indicating that drug use tapered off as high sensation seeking youth aged.

As expected, the path from delay of gratification to drug use did not decline as sensation seeking increased (Hypothesis 4). Indeed, the relation was somewhat higher in the high sensation-seeking than the low-sensation seeking group ($-.217$ vs. $-.138$). Nevertheless, a model

in which all three coefficients were set equal fit just as well as the model in which they were allowed to vary, $\chi^2(2) = 2.58, p > .15$.

Hypothesis 5 predicted that high sensation seekers would display the strongest increase in delay of gratification with age. The prediction was confirmed. The relation between age and delay of gratification was only significant in the high sensation-seeking group ($B = .127$), indicating that high sensation seekers exhibited greater patience for future rewards as they aged. Restricting this path to be equal to the path in the low sensation seeking group produced a worse fit to the data, $\chi^2(1) = 4.70, p = .04$. A graphic display of the interaction between age and sensation seeking is in Figure 4. Delay of gratification increased with age most strongly in the high sensation-seeking group. Indeed, the trend is such that high sensation-seeking youth eventually display greater delay of gratification than low and medium sensation-seeking youth.

Discussion

Our findings from a large nationally representative sample of adolescents and young adults indicated that male and female youth who delayed gratification were more likely to inhibit their risk taking as assessed by use of three popular drugs. Furthermore, they were able to do so at both younger and older ages within this sample with no evidence of dramatic differences by age. In addition, delay of gratification was just as strongly related to risk taking among high sensation seekers as among low sensation seekers. These findings indicate that the ability to delay gratification is an important source of self-control. Furthermore, this control is evident despite the incomplete maturation of the prefrontal cortex that characterizes the age range of the sample, a factor that has been suggested as an important cause of adolescent risk taking (Casey et al., 2008; Nelson et al., 2002; Steinberg, 2008).

In contrast to the immature brain hypothesis, we proposed that experience with risky activity should lead to greater appreciation of the risks involved and over time should lead to greater ability to delay gratification. In support of this hypothesis, we found that youth who were high in sensation seeking were more likely to exhibit age-related increases in delay of gratification. This result is understandable given the neurobiological basis of the sensation seeking drive. Motivated by the dopamine reward system, sensation seeking encourages exploration of the environment and of novel and exciting stimuli of all kinds (Panksepp, 1998). Experimentation with drugs, such as tobacco, alcohol, and marijuana, is a common form of such exploration among adolescents (Shedler & Block, 1990), and use of these substances further stimulates the release of dopamine (Chambers et al., 2003). However, excessive use of these drugs, such as binge drinking and smoking, can lead to adverse consequences that can teach an important lesson about the disadvantages of sacrificing longer-term benefits for the sake of short-term excitement. The increase in the tendency to delay gratification observed among high sensation seekers is consistent with this prediction.

The hypothesis that individual differences in future time perspective would be related to delay of gratification was also supported. This hypothesis is consistent with the argument that adolescents who are practiced at conceptualizing the future are more likely to also appreciate the long-term consequences of their actions. However, future time perspective was not directly related to risk taking apart from its relation with delay of gratification. This finding supports the role of delay of gratification as the more proximal source of control over risk taking. The finding that age was related to increases in future time perspective suggests that brain maturation may play a role in this process. However, this role is rather small in comparison to the large individual differences in future time perspective that are independent of age. Indeed, we found

only weak evidence of developmental change in delay of gratification in the sample as a whole (see Figure 3), a result consistent with a recent study by Steinberg et al. (2009).

The finding that delay of gratification is largely independent of sensation seeking is consistent with research in both animal and human models indicating that the tendency to delay gratification is independent of other impulsive tendencies (Pattij & Vanderschuren, 2008; Reynolds, Penfold, & Patak, 2008; Whiteside & Lynam, 2001). However, it extends these findings by showing that the ability to delay gratification can reduce real-world risk taking even when impulsive drives, such as sensation seeking, are at high levels. Indeed, the effect of delay of gratification on drug use was just as strong among high sensation seekers as on youth with lower levels of this tendency.

Explanations of Adolescent Risk Taking

Our results are consistent with one explanation for the rise in risk taking characteristic of adolescence, namely the surge in dopamine activity in subcortical reward centers (Chambers et al., 2003; Spear, 2000). Indeed our results replicate findings from an earlier study showing that the peak in sensation seeking during adolescence can explain a good deal of the variation in drug use in this age range (Romer & Hennessy, 2007). We again find evidence of this inverted-U relation between age and sensation seeking (Figure 3). Furthermore, the peak in sensation seeking is related to a similar peak in drug use among youth with the highest levels of sensation seeking (Table 3). Thus, we have strong evidence that the rise in drug use in adolescence is related to a rise sensation seeking and that subsequent desistance from drug use is related to the decline in sensation seeking that occurs later in adolescence.

The present results also suggest that it is not necessary to posit a deficit in frontal brain maturation in order to explain the rise in adolescent risk taking. Although it is common to argue

that maturation in higher-order prefrontal function lags the development of subcortical reward centers enervated by dopamine (e.g., Casey, et al., 2008; Steinberg, 2008), the peak in such drives as sensation seeking may be sufficient to explain the rise. Furthermore, the subsequent decline in risk taking that occurs in the third decade of life may be more related to a decline in sensation seeking as well as the transition to adult roles (Moffitt, 1993), neither of which may require greater frontal brain control.

It is also likely that experience gained during the adolescent period may help adults to recognize the hazards of some forms of risk taking (Reyna, 2008) or to provide skills to constrain such activity. Indeed, the finding that those higher in sensation seeking exhibit the greatest increases in delay of gratification suggests that experience with risk taking is itself a promoter of self-control. The finding is also consistent with research indicating that adolescent criminal offenders experience disproportionate increases in self control as they age (Turner & Piquero, 2002; Winfree, Taylor, He, & Esbensen, 2006). Moreover, this conclusion is consistent with the model proposed by Chambers et al. (2003) who suggested that experience gained from engaging in novel and risky behavior may facilitate the development “of more appropriate decision making” (p. 1048). Although maturation of executive function and other prefrontal capabilities may be critical to the development of control over adolescent risk-taking propensities, our results suggest that at least some of this control develops as a consequence of experience.

Implications for Prevention

The challenge our findings pose is how to protect high sensation-seeking youth from negative outcomes while at the same time promoting life experiences that facilitate the development of patience. Graduated driver license (GDL) programs, for example, provide adolescents with increasing experience but control this progression and provide sanctions for

accidents and traffic violations. GDL programs have been shown to reduce dramatically the crash risk of teenage drivers (Morrissey et al., 2006). Hence, programs that provide experience with risky activities under supervised conditions may be one way to satisfy both high sensation-seeking needs as well as protecting youth from their own risky behavior. Preventing the use of drugs of dependence, perhaps by encouraging engagement with other activities that also stimulate the dopamine system, such as sports and physical activity (Romer & Hennessy, 2007), could also be a way to safely channel sensation seeking.

Future translational research should also be directed toward identifying learning activities that can help high sensation seeking youth to increase control over their impulses before they experience adverse consequences. The finding that youth with greater working memory capacity can more readily delay gratification (Hinton, Jameson, & Whitney, 2003; Shamosh, DeYoung, Green, Reis, Johnson, Conway, et al., 2008) suggests that interventions designed to increase executive functioning may be a promising strategy (see Klingberg, Fernell, Olesen, Johnson, Gustafsson, Dahlstrom, et al., 2005; Rueda, Rothbart, McClelland, Saccomanno, & Posner, 2005). In addition, programs that increase self-regulation have been tested with younger children and demonstrate success in reducing externalizing behavior (Riggs et al., 2006). Furthermore, life skills training programs with preadolescents have also shown some success in reducing drug use and other externalizing behavior (Botvin, Baker, Dusenbury, Botvin, & Diaz, 1995; Botvin, Griffin, & Nichols, 2006). It is possible that these programs influence the ability to consider future consequences of behavior. If so, they should be able to provide protection against a range of risky behaviors, such as we find here with drug use.

It has been well-established that sensation seeking puts youth at risk for a range of poor outcomes, including juvenile delinquency, teenage pregnancy, and automobile accidents

(Zuckerman, 2007). Less attention has been devoted to the possibility that sensation seeking plays an important role in adaptive functioning. Nevertheless, if sensation seeking were so maladaptive that it always reduced the life chances of individuals, it would have long been selected against in the population. The fact that considerable variation still exists in this trait suggests that it does confer advantage. As Spear (2007) has noted, the rise in sensation seeking that we see during adolescence suggests that this characteristic confers an advantage that has been conserved across species. Indeed, adult sensation seekers tend to be somewhat higher in IQ (Zuckerman, 1994), and a study by Raine (2002) indicates that young children higher in exploratory tendencies exhibit greater gains in cognitive ability than their less adventuresome peers. Similarly, our data suggest that strong sensation seeking tendencies lead adolescents into novel situations that may potentially hinder their adjustment but nevertheless teach them the importance of considering future benefits and consequences.

Limitations

Despite our finding that high sensation seeking youth eventually gain experience to exert some control over their impulses, there is also the possibility that they will develop dependence on addictive behaviors such as drug use. Studies suggest about 8% meet such criteria (SAMHSA, 2008). Drug dependence places users at risk of impaired control over their habit by potentially increasing their discounting of future rewards (Jentsch & Taylor, 1999). We could not identify such cases in our data, but they may well have been present. Hence, not all experience with risky behaviors will result in greater control over risk taking, a concern that motivates interventions to reduce risky behavior in youth.

We also recognize that the cross-sectional design of the current investigation circumscribes our ability to draw causal inferences. For example, it is impossible to rule out the

possibility that observed age trends represent cohort effects rather than normative developmental trajectories. Against this particular explanation is the relatively small age range of our participants, making it unlikely that dramatic cultural changes in the United States have produced the trajectories we observed. Still, a prospective, longitudinal study would allow us to more confidently assess the effects of sensation seeking on delay of gratification and, in turn, its effects on risk taking.

An alternative explanation for the observed association between drug use and delay of gratification is that heavy drug use increases impatience for delayed rewards (Jentsch & Taylor, 1999). Our interpretation that patience influences drug use is consistent with the finding that rats selected for impulsive responding on delay discounting and related tasks also exhibit greater self-administration of cocaine and nicotine (Dalley, Mar, Economidou, & Robbins, 2008). In addition, a recent longitudinal study of smoking progression in adolescents found that discounting predicted the uptake of smoking but that smoking had little influence on discounting (Audrain-McGovern, Rodriguez, Epstein, Cuevas, Rodgers, & Willyeto, 2009). Furthermore, our findings regarding the effects of high sensation seeking are difficult to reconcile with a model that assumes drug use increases impatience. Since high sensation seekers use more drugs of all kinds, one would expect their impatience to increase with age. Nevertheless, we find the exact opposite. Indeed, if they did not experience greater patience as they aged, high sensation seeking youth would exhibit even larger increases in drug use. Hence, there is strong evidence for the direct effects of delay of gratification on drug use.

Finally, although we have evidence that high sensation seekers exhibit increased patience for delayed rewards, we do not have direct evidence that their experience with drug use and other risky behavior mediates this change. Future research should test this hypothesis directly. It is

also possible that sensation seeking is a marker for some third variable that predisposes youth to gain patience as they age. Nevertheless, the findings do provide striking evidence that adolescent risk taking spurred by sensation seeking is associated with age-related increase in patience.

Table 1

Summary Statistics and Bivariate Correlations

| Variable | M | SD | 2 | 3 | 4 | 5 | 6 | 7 | 8 | 9 | 10 | 11 |
|---------------------------|------|------|-------------|-------------|-------------|--------------|--------------|--------------|--------------|--------------|-------------|--------------|
| 1. Sensation Seeking 1 | 3.01 | 0.98 | .269 | .329 | .256 | -.062 | -.082 | .043 | .011 | .129 | .145 | .171 |
| 2. Sensation Seeking 2 | 2.16 | 1.04 | - | .342 | .292 | -.162 | -.175 | -.103 | -.020 | .154 | .153 | .165 |
| 3. Sensation Seeking 3 | 2.43 | 1.00 | | - | .291 | -.112 | -.261 | -.084 | -.069 | .150 | .231 | .339 |
| 4. Sensation Seeking 4 | 2.90 | 0.90 | | | - | -.092 | -.182 | .000 | -.012 | .109 | .083 | .108 |
| 5. Time Perspective 1 | 2.43 | 0.99 | | | | - | .335 | .150 | .090 | -.043 | -.012 | -.028 |
| 6. Time Perspective 2 | 2.28 | 1.01 | | | | | - | .142 | .176 | -.042 | -.051 | -.109 |
| 7. Time Perspective 3 | 3.41 | 0.78 | | | | | | - | .079 | -.060 | -.038 | -.036 |
| 8. Delay of Gratification | 7.07 | 2.48 | | | | | | | - | -.096 | -.035 | -.047 |
| 9. Tobacco | 0.95 | 1.46 | | | | | | | | - | .497 | .408 |
| 10. Marijuana | 0.54 | 1.12 | | | | | | | | | - | .433 |
| 11. Binge Drinking | 1.23 | 1.08 | | | | | | | | | | - |

Note. N 's = 888 to 900 for all variables. Correlations in bold are $p \leq .05$ while those in italics are $p < .01$.

Table 2. Path coefficients and goodness of fit indices in models of drug use.

| | <i>Model</i> | | | | |
|--|--------------|--------------|---------------|----------------------|----------------------|
| | Total | Male | Female | Age 14-17 | Age 18-22 |
| Paths to Delay of Gratification | | | | | |
| Sensation Seeking | .041 | .108 | .007 | .021 | .067 |
| Time Perspective | .243 | .310 | .202 | .319 | .169 |
| Age | .015 | -.009 | .042 | .024 | .019 |
| Male Gender | -.052 | ---- | ---- | -.028 | -.079 |
| Neighborhood Income | .100 | .097 | .107 | .057 | .130 |
| Black Identity | -.027 | -.003 | -.037 | .021 | -.066 |
| Hispanic Identity | -.057 | -.103 | .000 | -.018 | -.093 |
| Paths to Drug Use | | | | | |
| Delay of Gratification | -.072 | -.108 | -.044 | -.063 | -.102 |
| Sensation Seeking | .463 | .430 | .505 | .505 | .576 |
| Age Linear | .562 | .533 | .599 | .348 | .183 |
| Age Quadratic | -.038 | -.013 | -.062 | ---- | ---- |

| | | | | | |
|-------------------------|----------------------|--------------|----------------------|--------------|----------------------|
| Male Gender | .056 | ---- | ---- | .135 | .007 |
| Black Identity | -.145 | -.125 | -.161 | -.114 | -.199 |
| Hispanic Identity | -.016 | .036 | -.062 | -.010 | -.012 |
| R ² Drug Use | .569 | .509 | .653 | .431 | .409 |
| X ² /df | 232/96 | | 193/164 | | 218/166 |
| CFI | .915 | | .980 | | .958 |
| RMSEA (90% CI) | .040 (.033, .046) | | .020 (.000, .030) | | .026 (.015, .036) |

All bolded coefficients are significant, $p < .05$.

Table 3. Standardized weights (*z* ratios) in SEM for three levels of sensation seeking (Low, Medium, and High) and proportion of variation (R^2) explained for each outcome.

| Predictor | Low Sensation Seeking | | Medium Sensation Seeking | | High Sensation Seeking | |
|------------------------|------------------------|----------------------|--------------------------|---------------------|------------------------|----------------------|
| | Delay of Gratification | Drug Use | Delay of Gratification | Drug Use | Delay of Gratification | Drug Use |
| Age | -.040 (-0.66) | .557 (6.54) | .013 (0.22) | .532 (5.43) | 0.127 (2.32) | .718 (7.59) |
| Age Squared | | .068 (1.03) | | .038 (0.65) | | -.150 (-2.60) |
| Income | 0.185 (3.58) | | .129 (2.48) | | .023 (0.44) | |
| Black Identity | -.003 (-0.05) | -.193 (-3.53) | -.014 (-0.22) | -.156 (3.20) | -.054 (-1.09) | -.206 (-3.34) |
| Hispanic Identity | -.053 (-0.82) | -.089 (-1.44) | -.150 (-2.27) | .018 (0.28) | -.053 (-0.89) | -.002 (-0.04) |
| Delay of Gratification | | -.138 (-2.03) | | -.073 (-1.19) | | -.217 (-3.17) |
| R^2 | .042 | .390 | .045 | .310 | .024 | .538 |

Note: Coefficients in bold are significant, $p < .05$.

Figure 1. Structural Equation Model for relations between sensation seeking, time perspective, delay of gratification, and drug use.

Gender, income, and racial-ethnic identity paths are not shown.

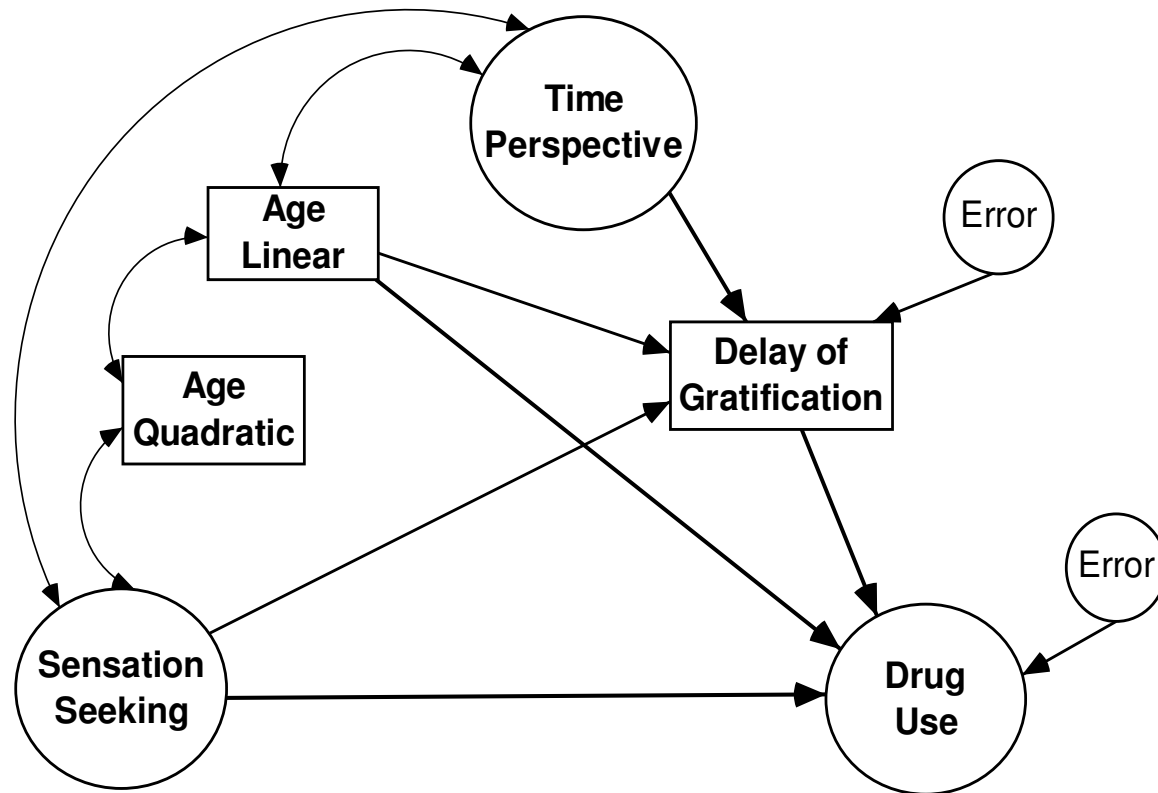


Figure 2. Examples of three discounting curves for the ability to wait for \$1000 in six months or a smaller amount immediately. The reference line shows the value that was determined in the survey as a measure of differential discounting.

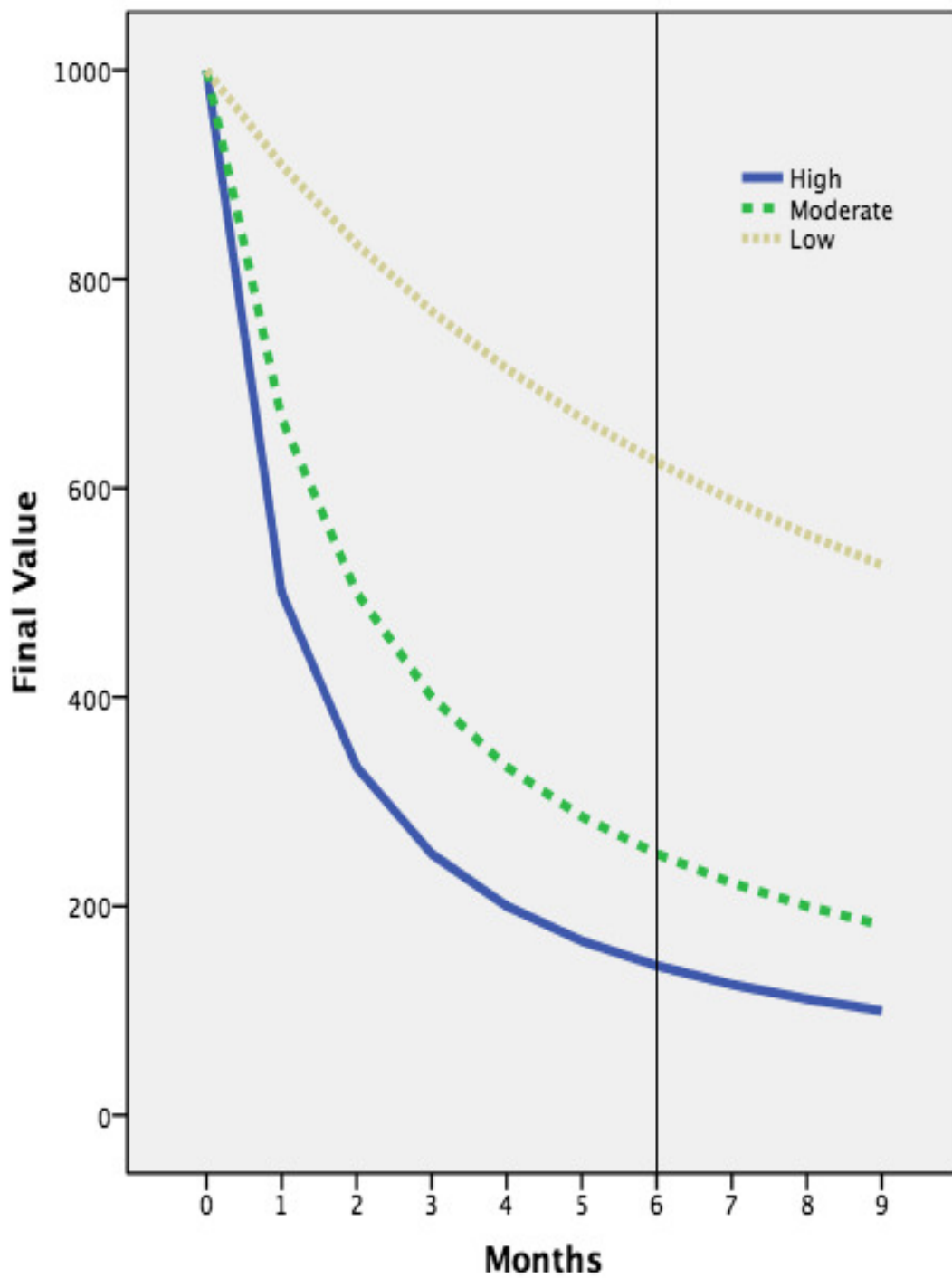


Figure 3. Developmental trajectories of predicted standardized scores for sensation seeking, future time perspective, and delay of gratification holding constant demographic differences.

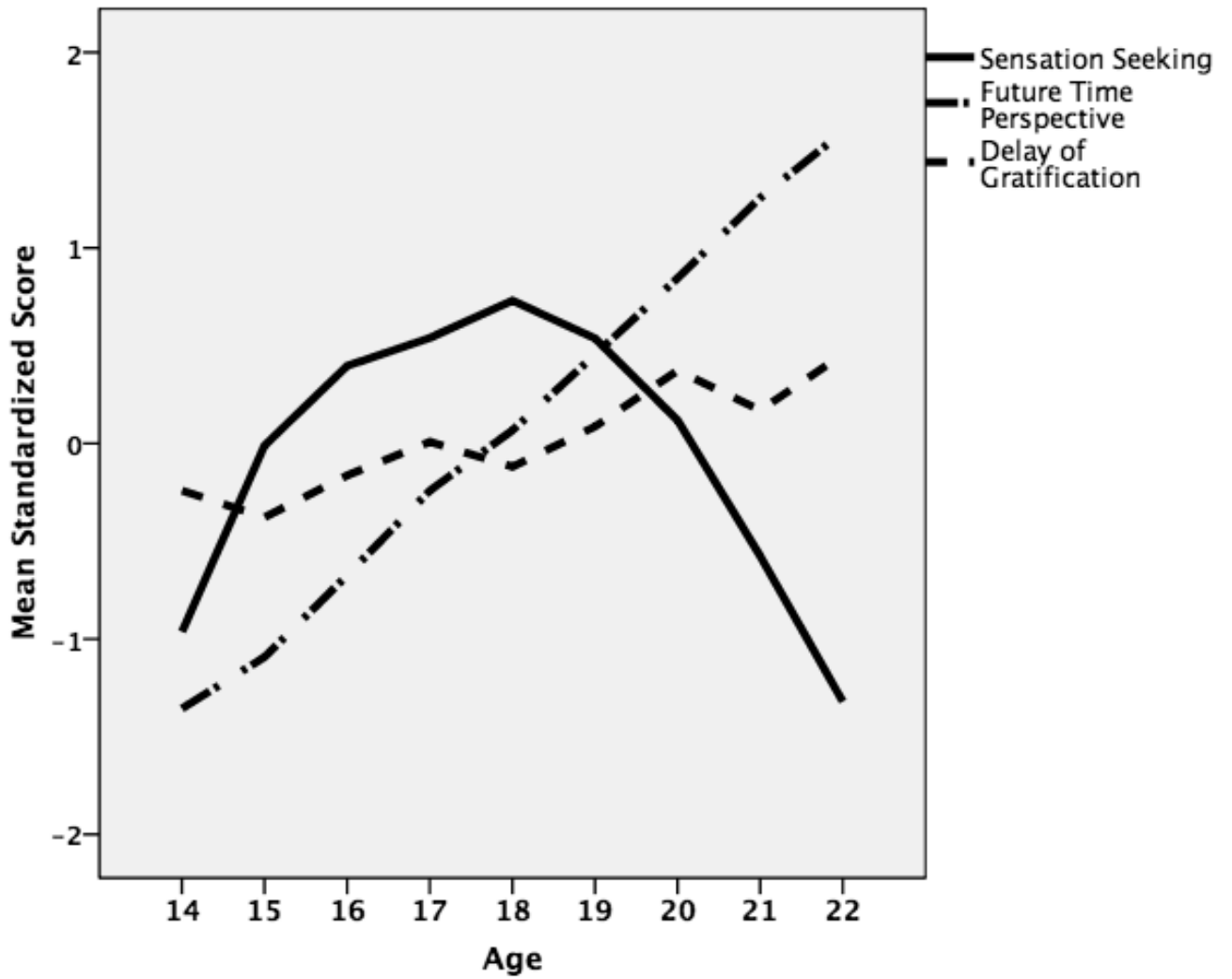
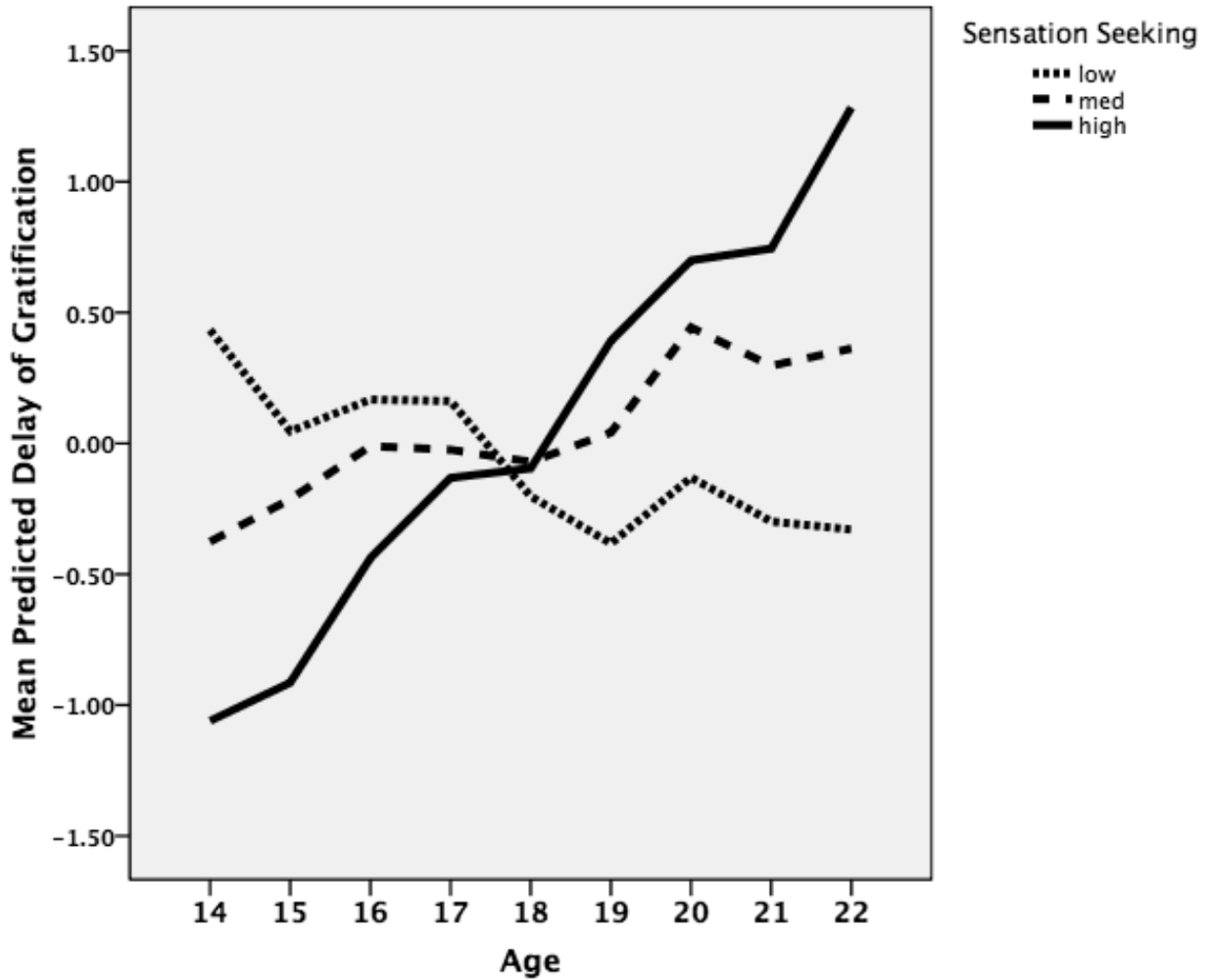


Figure 3: Delay of gratification as a function of age and sensation seeking



Note. Predicted scores for delay of gratification are conditioned on gender, age, ethnic-racial identity, and neighborhood household income.

References

- Ainslie, G. (1975). Specious reward: A behavioral theory of impulsiveness and impulse control. *Psychological Bulletin*, 82, 463-496.
- Arneklev, B. J., Cochran, J. K., & Gainey, R. R. (1998). Testing Gottfredson and Hirschi's "low self-control" stability hypothesis: An exploratory study. *American Journal of Criminal Justice*, 23(1), 107-127.
- Arnett, J. (1992). Reckless behavior in adolescence: A developmental perspective. *Developmental Review*, 12(4), 339-373.
- Audrain-McGovern, J., Rodriguez, D., Epstein, L. H., Cuevas, J., Rodgers, K., & Wileyto, E. P. (In press). Does delay discounting play an etiological role in smoking or is it a consequence of smoking? *Drug and Alcohol Dependence*.
- Bembenuddy, H. F., & Karabenick, S. A. (2004). Inherent association between academic delay of gratification, future time perspective, and self-regulated learning. *Educational Psychology Review*, 16(1), 35-57.
- Bentler, P. M. (2004). *EQS 6 structural equation manual*. Encino, CA: Multivariate Software, Inc.
- Bickel, W. K., Kirby, K. N., & Petry, N. M. (1999). Heroin addicts have higher discount rates for delayed rewards than non-drug-using controls. *Journal of Experimental Psychology: General*, 128(1), 78-87.
- Botvin, G. J., Griffin, K. W., & Nichols, T. D. (2006). Preventing youth violence and delinquency through a universal school-based prevention approach. *Prevention Science*, 7, 403-408.
- Boyd, J. N., Keough, K. A., & Zimbardo, P. G. (1999). Who's smoking, drinking, and using drugs? Time perspective as a predictor of substance use. *Basic and Applied Social Psychology*, 21(2), 149-164.
- Casey, B. J., Getz, S., & Galvan, A. (2008). The adolescent brain. *Developmental Review*, 28, 62-77.
- Chambers, R. A., Potenza, M. N., & Taylor, J. R. (2003). Developmental neurocircuitry of motivation in adolescence: A critical period of addiction vulnerability. *American Journal of Psychiatry*, 160(6), 1041-1052.
- Cloninger, C. R. (1987). A systematic method of clinical descriptions and classifications of personality variants: A proposal. *Archives of General Psychiatry*, 44, 573-588.

- Dalley, J. W., Mar, A. C., Economidou, D., & Robbins, T. W. (2008). Neurobehavioral mechanisms of impulsivity: Fronto-striatal systems and functional neurochemistry. *Pharmacology, Biochemistry and Behavior*, *90*, 250-260.
- Donohew, L., Hoyle, R. H., Lorch, E. P., Palmgreen, P., & Stephenson, M. T. (2002). Reliability and validity of a brief measure of sensation seeking. *Personality and Individual Differences*, *32*, 401-414.
- Duckworth, A. L., & Seligman, M. E. P. (2005). Self-discipline outdoes IQ in predicting academic performance of adolescents. *Psychological Science*, *16*(12), 939-944.
- Fong, G. T., & Hall, P. A. (2003). Time perspective: A potentially important construct for decreasing health risk behaviors among adolescents. In D. Romer (Ed.), *Reducing Adolescent Risk: Toward an Integrated Approach* (pp. 106-112). Thousand Oaks, CA: Sage Press.
- Green, L., Fry, A. F., & Myerson, J. (1994). Discounting of delayed rewards: A life-span comparison. *Psychological Science*, *5*(1), 33-36.
- Green, L., & Myerson, J. (2004). A Discounting Framework for Choice with Delayed and Probabilistic Rewards. *Psychological Bulletin*, *130*(5), 769-792.
- Hinton, J. M., Jameson, T. L., & Whitney, P. (2003). Impulsive decision making and working memory. *Journal of Experimental Psychology: Learning, Memory, and Cognition*, *29*(2), 298-306.
- Hu, L., & Bentler, P. M. (1995). Evaluating model fit. In R. H. Hoyle (Ed.), *Structural equation modeling: Concepts, issues, and applications* (pp. 76-99). Newbury Park, CA: Sage.
- Joireman, J., Sprott, D. E., & Spangenberg, E. R. (2005). Fiscal responsibility and the consideration of future consequences. *Personality and Individual Differences*, *39*(6), 1159-1168.
- Johnston, L. D., O'Malley, P. M., Bachman, J. G., & Schulenberg, J. E. (2008). *Monitoring the Future national survey results on drug use, 1975-2007: Vol. 1. Secondary school students (NIH Publication N. 08-64-18A)*. Bethesda, MD: National Institute on Drug Abuse.
- Johnson, M. W., & Bickel, W. (2002). Within-subject comparison of real and hypothetical money rewards in delay discounting. *Journal of the Experimental Analysis of Behavior*, *77*, 129-146.
- Kaplan, D. (2000). *Structural equation modeling*. Thousand Oaks, CA: Sage Press.

- Klingberg, T., Fernell, E., Olesen P., Johnson, M., Gustafsson P., Dahlstrom, K., & et al. (2005). Computerized training of working memory in children with ADHD—A randomized controlled trial. *Journal of the American Academy of Child and Adolescent Psychiatry*, *44*, 177-186.
- Lewin, K. (1939). Field theory and experiment in social psychology: concepts and methods. *American Journal of Sociology*, *44*, 868-896.
- McCartt, A. T., Shabanova, V. I., & Leaf, W. A. (2003). Driving experience, crashes and traffic citations of teenage beginning drivers. *Accident Analysis and Prevention*, *35*, 311-320.
- Mischel, W., Peake, P. K., & Shoda, Y. (1988). The nature of adolescent competencies predicted by preschool delay of gratification. *Journal of Personality and Social Psychology*, *54*(4), 687-696.
- Mischel, W., Shoda, Y., & Rodriguez, M. L. (1989). Delay of gratification in children. *Science*, *244*, 933-938.
- Morrissey, M. A., Grabowski, D. C., Dee, T. S., & Campbell, C. (2006). The strength of graduated drivers license programs and fatalities among teens and passengers. *Accident Analysis and Prevention*, *38*, 135-141.
- Nurmi, J. (1991). How do adolescents see the future? A review of the development of future orientation and planning. *Developmental Review*, *11*, 1-59.
- Nelson, C. A., Bloom, F. E., Cameron, J. L., Amaral, D., Dahl, R. E., & Pine, D. (2002). An integrative, multidisciplinary approach to the study of brain-behavior relations in the context of typical and atypical development. *Development and Psychopathology*, *14*(3), 499-520.
- Panksepp, J. (1998). *Affective neuroscience: The foundations of human and animal emotions*. New York: Oxford University Press.
- Pattij, T., & Vanderschuren, L. J. M. J. (2008). The neuropharmacology of impulsive behavior. *Trends in Pharmacological Sciences*, *29*(4), 192-199.
- Rachlin, H. (2000). *The science of self-control*. Cambridge, MA: Harvard University Press.
- Raine, A., Reynolds, C., Venables, P. H., & Mednick, S. A. (2002). Stimulation seeking and intelligence: A prospective longitudinal study. *Journal of Personality and Social Psychology*, *82*, 663-674.
- Raykov, T. (1997). Estimation of composite reliability for congeneric measures. *Applied Psychological Measurement*, *21*(2), 173-184.

- Reynolds, B. (2004). Do high rates of cigarette consumption increase delay discounting? A cross-sectional comparison of adolescent smokers and young-adult smokers and nonsmokers. *Behavioural Processes*, 67(3), 545-549.
- Reynolds, B. (2006). A review of delay-discounting research with humans: Relations to drug use and gambling. *Behavioural Pharmacology*, 17, 651-667.
- Reynolds, B., & Schiffbauer, R. (2005). Delay of gratification and delay discounting: A unifying feedback model of delay-related impulsive behavior. *Psychological Record*, 55, 439-460.
- Reynolds, B., Penfold, R. B., & Patak, M. (2008). Dimensions of impulsive behavior in adolescents: Laboratory behavioral assessments. *Experimental and Clinical Psychopharmacology*, 16(2), 124-131.
- Riggs, N. R., Greenberg, M. T., Kusche, C. A., & Pentz, M. A. (2006). The meditational role of neurocognition in the behavioral outcomes of a social-emotional prevention program in elementary school students: Effects of the PATHS curriculum. *Prevention Science*, 7, 91-102.
- Roberti, J. W. (2004). A review of behavioral and biological correlates of sensation seeking. *Journal of Research in Personality*, 38, 256-279.
- Romer, D., & Hennessy, M. (2007). A biosocial-affect model of adolescent sensation seeking: The role of affect evaluation and peer-group influence in adolescent drug use. *Prevention Science*, 8(2), 89-101.
- Rueda, M. R., Rothbart, M. K., McCandliss, B. D., Saccamanno, L., & Posner, M. I. (2005). Training, maturation, and genetic influences on the development of executive attention. *Proceedings of the National Academy of Sciences*, 102, 14931-14936.
- Schultz, W. (2002). Getting formal with dopamine and reward. *Neuron*, 36, 241-263.
- Shamosh, N. A., DeYoung, C. G., Green, A. E., Reis, D. L., Johnson, M. R., Conway, A. R. A., Engle, R. W., Braver, T. S., & Gray, J. R. (2008). Individual differences in delay discounting: Relation to intelligence, working memory, and anterior prefrontal cortex. *Psychological Science*, 19(9), 904-911.
- Shedler, J., & Block, J. (1990). Adolescent drug use and psychological health: A longitudinal inquiry." *American Psychologist*, 45, 612-630.
- Smith, G. T., Fischer, S., Cyders, M. A., Annus, A. M., Spillane, N. S., & McCarthy, D. M. (2007). On the validity and utility of discriminating among impulsivity-like traits. *Assessment*, 14(2), 155-170.

- Spanagel, R., & Weiss, F. (1999). The dopamine hypothesis of reward: Past and current status. *Trends in Neuroscience*, 22(11), 521-527.
- Spear, L. P. (2000). Neurobehavioral changes in adolescence. *Current Directions in Psychological Science*, 9(4), 111-114.
- Spear, L. P. (2007). The developing brain and adolescent-typical behavior patterns: An evolutionary approach. In D. Romer & E. Walker (eds.), *Adolescent psychopathology and the developing brain: Integrating brain and prevention science*. (pp 9-30). New York: Oxford University Press.
- Steinberg, L. (2008). A social neuroscience perspective on adolescent risk taking. *Developmental Review*, 28, 78-106.
- Steinberg, L., Graham, S., O'Brien, L., Woolard, J., Cauffman, E., & Banich, M. (2009). Age differences in future orientation and delay discounting. *Child Development*, 80(1), 28-44.
- Stephenson, M. T., Hoyle, R. H., Palmgreen, P., & Slater, M. D. (2003). Brief measures of sensation seeking for screening and large-scale surveys. *Drug and Alcohol Dependence*, 72, 279-286.
- Substance Abuse and Mental Health Services Administration, Office of Applied Studies (2008). *Results from the 2007 National Survey on Drug Use and Health: National Findings* (NSDUH Series H-34, DHHS Publication No. SMA 08-4343). Rockville, MD.
- Turner, M. G., & Piquero, A. R. (2002). The stability of self-control. *Journal of Criminal Justice*, 30, 457-471.
- U.S. Bureau of the Census. (2001). *Estimates of the population of the United States, by age, sex, and race: 1990 to 1999*. Washington D.C.: Author.
- Verdejo-Garcia, A., Lawrence, A. J., & Clark, L. (2008). Impulsivity as a vulnerability marker for substance-use disorders: Review of findings from high-risk research, problem gamblers, and genetic association studies. *Neuroscience and Biobehavioral Reviews*, 32, 777-810.
- Wallace, J. M., Bachman, J. G., O'Malley, P. M., Schulenberg, J. E., Cooper, S. M. & Johnston, L. D. (2003). Gender and ethnic differences in smoking, drinking, and illicit drug use among American 8th, 10th and 12th grand students, 1976-2000. *Addiction*, 98, 225-234.
- Whiteside, S. P., & Lynam, D. R. (2001). The five factor model and impulsivity: Using a structural model of personality to understand impulsivity. *Personality and Individual Differences*, 30, 669-689.

- Winfree, L. T., Taylor, T. J., He, N., & Esbensen, F-A. (2006). Self-control and variability over time: Multivariate results using a 5-year multisite panel of youths. *Crime & Delinquency*, 52(2), 253-286.
- Zald, D. H., Cowan, R. L., Riccardi, P., Baldwin, R. M., Ansari, M. Si., Li, R., et al. (2008). Midbrain dopamine receptor availability is inversely associated with novelty-seeking traits in humans. *The Journal of Neuroscience*, 28(53), 14372-14378.
- Zimbardo, P. G., & Boyd, J. N. (1999). Putting time in perspective: A valid, reliable individual-differences metric. *Journal of Personality and Social Psychology*, 77(6), 1271-1288.
- Zuckerman, M. (2007). *Sensation seeking and risky behavior*. Washington, DC: APA Books.