

# Course in Heterogeneity: Econ 081

## VI: Wealth, Wages, and Employment

---

Jose-Victor Rios-Rull

University College London

Nov/Dec 2019

Based on joint work with Per Krusell and Jinfeng Luo



- We want a theory of the joint distribution of employment, wages, and wealth, where
  - Workers are risk averse, so only use self-insurance.
  - Employment and wage risk are endogenous. (More concerned about whether people work than about how long they work.)
  - The economy aggregates into a modern economy (total wealth, labor shares, consumption/investment ratios)
  - Business cycles can be studied. In particular, we want to study employment flows jointly with the other standard objects.
- The most sophisticated version compares well with fluctuations data.



- The steady state of this economy has as its core Aiyagari (1994) meets Merz (1995), Andolfatto (1996) meets Moen (1997).
- Related Lise (2013), Hornstein, Krusell, and Violante (2011), Krusell, Mukoyama, and Şahin (2010), Ravn and Sterk (2016, 2017), Den Haan, Rendahl, and Riegler (2015).
- Specially Eeckhout and Sepahsalari (2015), Chaumont and Shi (2017), Griffy (2017).
- Developing empirically sound versions of these ideas compels us to
  - Add extreme value shocks as a form of accommodating quits and on the job search as choices.
  - Use new potent tools to address the study of fluctuations in complicated economies Boppart, Krusell, and Mitman (2018)



- The study of Business cycles including gross flows in and out of employment, unemployment and outside the labor force
- Policy analysis where now risk, employment, wealth (including its distribution) and wages are all responsive to policy.
- Get some insights into the extent of wage rigidity
- Life-Cycle versions of these ideas (under construction) will allow us to assess how age dependent policies fare.

# TODAY: BUILD THE THEORY SEQUENTIALLY AND DISCUSS & FLUCTUATIONS FROM TWO TYPES OF SHOCKS



1. No Quits: Exogenous Destruction, no Quits. Built on top of Growth Model. (GE version of Eeckhout and Sepahsalari (2015)): Not a lot of wage dispersion. Not a lot of job creation in expansions.
  2. Add Endogenous Quits: Higher wage dispersion may arise to keep workers longer (quits via extreme value shocks).
  3. On the Job Search workers may get outside offers and take them. (Similar but not the same as in Chaumont and Shi (2017)).
  4. Outside of the Labor Force
  5. All of the Above
- Employers commit both to either a wage or a wage schedule  $w(z)$  that depends on the aggregate shock.



- If wages are fully fixed and committed (Drastic Wage rigidity)
  - Both endogenous quits and on-the-job yield counterfactual procyclical unemployment and massive on the job search.
  - Allowing the wage of an already formed job match to respond some to aggregate shocks corrects this.
  - Getting the right relative volatility of old and new wages and the amount of job-to-job moves and quits provides a way to measure wage rigidity.
- With partial wage rigidity the model fares reasonably well with the data. A few things still to improve. (Excessive Job-to-JOB transitions)
- Similar behavior to that in the Shimer/Hagedorn-Manowski debate. Here we can try to move towards an accommodation of both points of view.



	Mean Perc	St Dev Relt to Output	Correl w Output	Source
Average Wage	-	0.44-0.84	0.24-0.37	Haefke et al. (2013)
New Wage	-	0.68-1.09	0.79-0.83	Haefke et al. (2013)
Unemployment	4-6	4.84	-0.85	Campolmi&Gnocchi (2016)
Annual Quits (All)	10-40	4.20	0.85	Brown et al. (2017)
Annual Switches	25-35	4.62	0.70	Fujita&Nakajima (2016)
Consumption	75	0.78	0.86	NIPA
Investment	25	4.88	0.90	NIPA

## 2 Model 1: No (Endogenous) Quits Model





- Jobs are created by firms (plants). A plant with capital plus a worker produce one ( $z$ ) unit of the good ( $z$  is the aggregate state of the economy).
  - Firms pay flow cost  $\bar{c}$  to post a vacancy in market  $\{w, \theta\}$ .
  - Firms cannot change wage (or wage-schedule) afterwards.
  - Think of a firm as a machine programmed to pay  $w$  or  $w(z)$
  - Plants (and their capital) are destroyed at rate  $\delta^f$ .
  - Workers quit exogenously at rate  $\delta^h$ .
- Households differ in wealth and wages (if working) but not in productivity. There are no state contingent claims, nor borrowing.
  - If employed, workers get  $w$  and save.
  - If unemployed, workers produce  $b$  and search in some  $\{w, \theta\}$ .
- General equilibrium: Workers own firms.



1. Households enter the period with or without a job:  $\{e, u\}$ .
2. Production & Consumption: Employed produce  $z$  on the job.  
Unemployed produce  $b$  at home. They choose savings.
3. Firm Destruction and Exogenous Quits :  
Some Firms are destroyed (rate  $\delta^f$ ) They cannot search this period.  
Some workers quit their jobs for exogenous reasons  $\delta^h$ . Total job destruction is  $\delta$ .
4. Search: Firms and the unemployed choose wage  $w$  and tightness  $\theta$ .
5. Job Matching :  $M(V, U)$  : Some vacancies meet some unemployed job searchers. A match becomes operational the following period.  
Job finding and job filling rates  $\psi^h(\theta) = \frac{M(V, U)}{U}$ ,  $\psi^f(\theta) = \frac{M(V, U)}{V}$ .



- Individual state: wealth and wage
  - If employed:  $(a, w)$
  - If unemployed:  $(a)$
- Problem of the employed: (Standard)

$$V^e(a, w) = \max_{c, a'} u(c) + \beta [(1 - \delta)V^e(a', w) + \delta V^u(a)]$$
$$\text{s.t. } c + a' = a(1 + r) + w, \quad a \geq 0$$

- Problem of the unemployed: Choose which wage to look for

$$V^u(a) = \max_{c, a', w} u(c) + \beta \{ \psi^h[\theta(w)] V^e(a', w) + [1 - \psi^h[\theta(w)]] V^u(a') \}$$
$$\text{s.t. } c + a' = a(1 + r) + b, \quad a \geq 0$$

$\theta(w)$  is an equilibrium object



- Value of wage- $w$  job: uses constant  $\bar{k}$  capital that depreciates at rate  $\delta^k$  ( $\Omega = \bar{k}$ )

$$\Omega(w) = z - \bar{k}\delta^k - w + \frac{1 - \delta^f}{1 + r} [(1 - \delta^h)\Omega(w) + \delta^h\Omega]$$

- Affine in  $w$ : 
$$\Omega(w) = \left[ z + \bar{k} \left( \frac{1 - \delta^f}{1 + r} \delta^h - \delta^k \right) - w \right] \frac{1 + r}{r + \delta^f + \delta^h - \delta^f \delta^h}$$

Block Recursivity Applies (firms can be ignorant of Eq)

- Value of creating a firm:  $\psi^f[\theta(w)] \Omega(w) + [1 - \psi^f[\theta(w)]] \Omega$
- Free entry condition requires that for all offered wages

$$\bar{c} + \bar{k} = \psi^f[\theta(w)] \frac{\Omega(w)}{1 + r} + [1 - \psi^f[\theta(w)]] \frac{\Omega}{1 + r},$$



- A stationary equilibrium is functions  $\{V^e, V^u, \Omega, g^{le}, g^{lu}, w^u, \theta\}$ , an interest rate  $r$ , and a stationary distribution  $x$  over  $(a, w)$ , s.t.
  1.  $\{V^e, V^u, g^{le}, g^{lu}, w^u\}$  solve households' problems,  $\{\Omega\}$  solves the firm's problem.
  2. Zero profit condition holds for active markets

$$\bar{c} + \bar{k} = \psi^f[\theta(w)] \frac{\Omega(w)}{1+r} + [1 - \psi^f[\theta(w)]] \frac{\bar{k}(1 - \delta - \delta_k)}{1+r}, \quad \forall w \text{ offered}$$

3. An interest rate  $r$  clears the asset market

$$\int a \, dx = \int \Omega(w) \, dx.$$



- Standard Euler equation for savings

$$u_c = \beta (1 + r) E \{u'_c\}$$

- A F.O.C for wage applicants

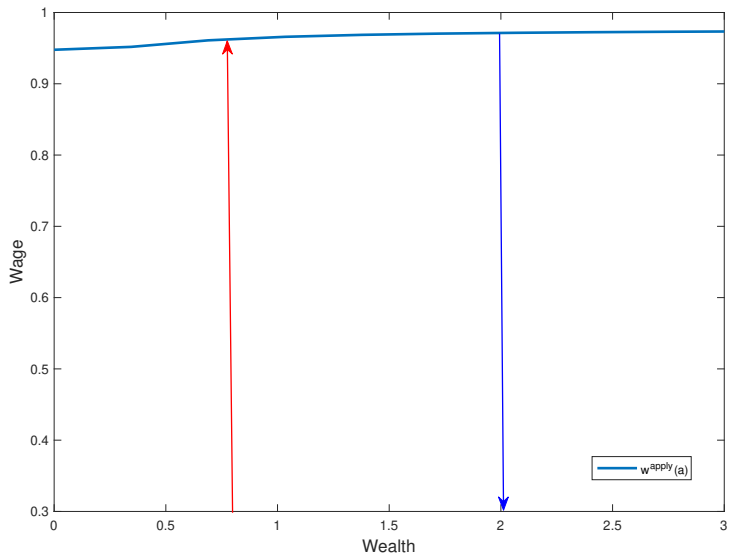
$$\psi^h[\theta(w)] V_w^e(a', w) = \psi_\theta^h[\theta(w)] \theta_w(w) [V^u(a') - V^e(a', w)]$$

- Households with more wealth are able to insure better against unemployment risk.
- As a result they apply for higher wage jobs and we have dispersion

# HOW DOES THE MODEL WORK



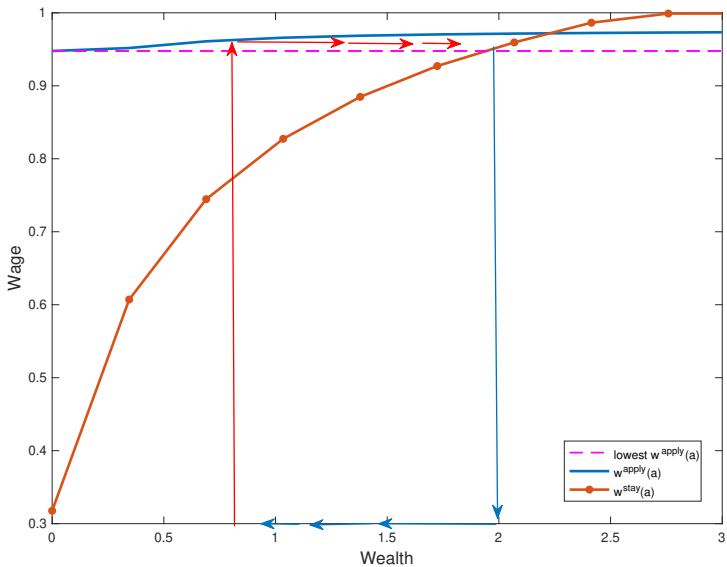
## WORKER'S WAGE APPLICATION DECISION



# HOW DOES THE MODEL WORK



## WORKER'S SAVING DECISION







## SHORTCOMINGS OF THIS MODEL

- Silent on Quits and Job-To-Job Movements.
- Low Wage Dispersion
- Small differences in volatility between average and new wages
- Low unemployment volatility



## SUMMARY: No (ENDO) QUILTS MODEL

1. Easy to Compute Steady-State with key Properties
  - i Risk-averse, only partially insured workers, endogenous unemployment
  - ii Can be solved with aggregate shocks too
  - iii Policy such as UI would both have insurance and incentive effects
  - iv Wage dispersion small—wealth doesn't matter too much
  - v ... so almost like two-agent model (employed, unemployed) of Pissarides despite curved utility and savings
2. In the following we examine the implications of a quitting choice

## 3 Endogenous Quits



- Temporary Shocks to the utility of working or not working: Some workers quit. (in addition to any intrinsic taste for leisure)
- Adds a (smoothed) quitting motive so that higher wage workers quit less often: Firms may want to pay high wages to retain workers.
- Conditional on wealth, high wage workers quit less often.
- But Selection (correlation 1 between wage and wealth when hired) makes wealth trump wages and those with higher wages have higher wealth which makes them quite more often: Wage inequality collapses.
- We end up with a model with little wage dispersion but with endogenous quits that respond to the cycle.



1. Workers enter period with or without a job:  $\{e, u\}$ .
2. Production occurs and consumption/saving choice ensues:
3. Exogenous job/firm destruction happens.
4. Quitting:
  - $e$  draw shocks  $\{\epsilon^e, \epsilon^u\}$  and make quitting decision.  
Job losers cannot search this period.
  - $u$  draw shocks  $\{\epsilon_1^u, \epsilon_2^u\}$ . No decision but same expected means.
5. Search: New or Idle firms post vacancies. Choose  $\{w, \theta\}$ .  
Wealth is not observable. (Unlike Chaumont and Shi (2017)).  
Yet it is still Block Recursive
6. Matches occur



- Workers receive i.i.d shocks  $\{\epsilon^e, \epsilon^u\}$  to the utility of working or not
- Value of the employed right before receiving those shocks:

$$\widehat{V}^e(a', w) = \int \max\{V^e(a', w) + \epsilon^e, V^u(a') + \epsilon^u\} dF^\epsilon$$

$V^e$  and  $V^u$  are values after quitting decision as described before.

- If shocks are Type-I Extreme Value dbtn (Gumbel), then  $\widehat{V}$  has a closed form and the ex-ante quitting probability  $q(a, w)$  is

$$q(a, w) = \frac{1}{1 + e^{\alpha[V^e(a, w) - V^u(a)]}}$$

higher parameter  $\alpha \rightarrow$  lower chance of quitting.

- Hence higher wages imply longer job durations. Firms could pay more to keep workers longer.



- Problem of the employed: just change  $\widehat{V}^e$  for  $V^e$

$$V^e(a, w) = \max_{c, a'} u(c) + \beta \left[ (1 - \delta) \widehat{V}^e(a', w) + \delta V^u(a) \right]$$

s.t.  $c + a' = a(1 + r) + w, \quad a \geq 0$

- Problem of the unemployed is like before except that there is an added term  $E\{\max[\epsilon_1^u, \epsilon_2^u]\}$

So that there is no additional option value to a job.



- $\Omega^j(w)$ : Value with with  $j$ -tenured worker.

Free entry condition requires that for all offered wages

$$\bar{c} + \bar{k} = \frac{1}{1+r} \{ \psi^f[\theta(w)] \Omega^0(w) + [1 - \psi^f[\theta(w)]] \Omega \},$$

- Probability of retaining a worker with tenure  $j$  at wage  $w$  is  $\ell^j(w)$ .

(One to one mapping between wealth and tenure)

$$\ell^j(w) = 1 - q^e[g^{e,j}(a, w), w]$$

$g^{e,j}(a, w)$  savings rule of a  $j$  – tenured worker that was hired with wealth  $a$

- Firm's value

$$\Omega^j(w) = z - \bar{k}\delta^k - w + \frac{1 - \delta^f}{1+r} \{ \ell^j(w)\Omega^{j+1}(w) + [1 - \ell^j(w)] \Omega \}$$





$$\Omega^0(w) = (z - w - \delta^k k) Q^1(w) + (1 - \delta^f - \delta_k) k Q^0(w),$$

$$Q^1(w) = 1 + \sum_{\tau=0}^{\infty} \left[ \left( \frac{1 - \delta^f}{1 + r} \right)^{1+\tau} \prod_{i=0}^{\tau} \ell^i(w) \right],$$

$$Q^0(w) = \sum_{\tau=0}^{\infty} \left[ \left( \frac{1 - \delta^f}{1 + r} \right)^{1+\tau} [1 - \ell^\tau(w)] \left( \prod_{i=0}^{\tau-1} \ell^i(w) \right) \right].$$

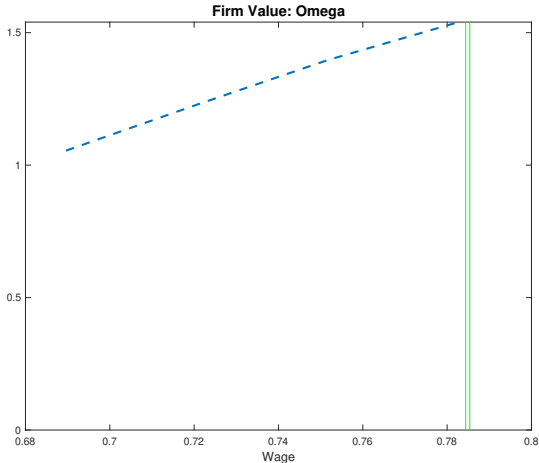
- New equilibrium objects  $\{Q^0(w), Q^1(w)\}$ . Rest is unchanged.
- It is Block Recursive because wealth can be inferred from  $w$  and  $j$ . (No need to index contracts by wealth (as in Chaumont and Shi (2017)) ).



- This Model has the potential to get more wage dispersion
- Conditional on wealth higher wages lead to less quitting.
- So firms are willing to pay more to keep workers longer
  
- **BUT** we will see a problem

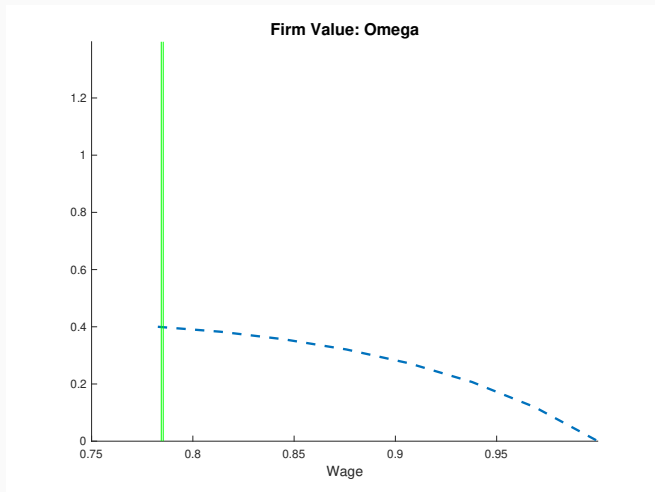
# VALUE OF THE FIRM AS WAGE VARIES: THE POOR

- For the poorest, employment duration increases when wage goes up.
- Firms value is increasing in the wage



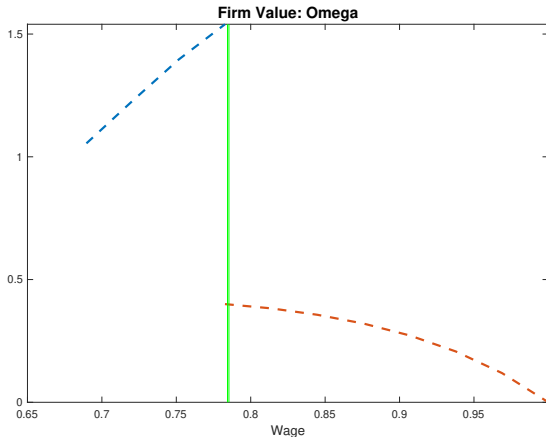


- For the richest, employment duration increases but not fast enough.
- Firm value is slowly decreasing in wages (less than static profits).





- Large drop from below to above equilibrium wages.
- In Equilibrium wage dispersion COLLAPSES due to selection.



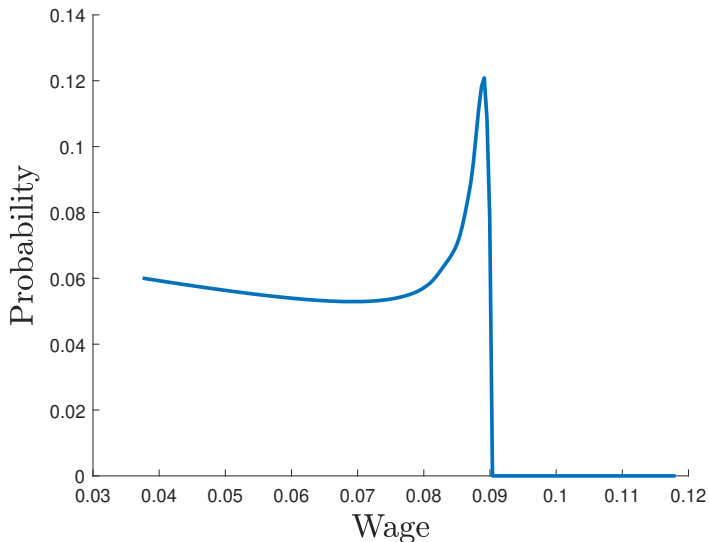
- Related to the Diamond dispersion paradox but for very different reasons.



- Two forces shape the dispersion of wages
  - Agents quit less at higher paid jobs, which enlarge the spectrum of wages that firms are willing to pay (for a given range of vacancy filling probability).
  - However, by paying higher wages, firms attract workers with more wealth.
- Wealthy people quit more often, shrink employment duration.
- In equilibrium, the wage gap is narrow (disappears?) and the effect of wealth dominates.

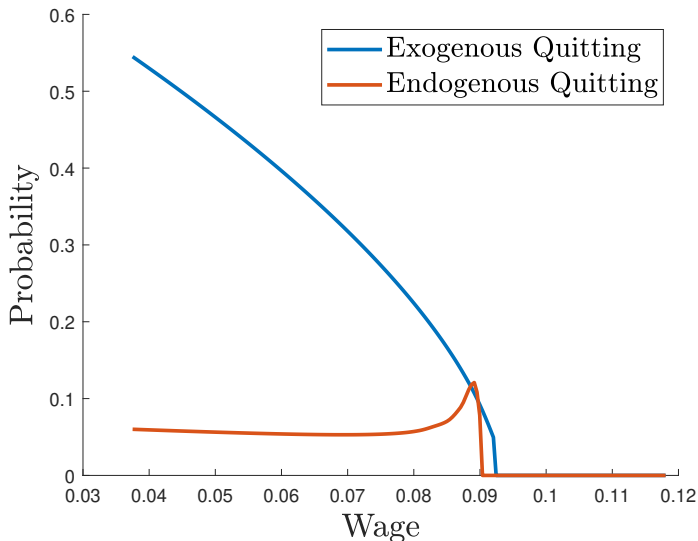


- Increasing in Wage (up to Grid calculation): Unique wage.





- Job finding prob with Endo







- Wage Dispersion Collapses
- Silent on Job-To-Job Movements.
- Unemployment Moves little (but more than the previous one) over the cycle
- No difference in volatility between average and new wages
- Correlation 1 between Wealth when starting to work and wage



- Pose *aiming* (extreme value) shocks).
- This reduces the correlation between wages and wealth when first hired.
- It will have many uses, we think.

## 4 On the Job Search



1. Workers enter period with or without a job:  $V^e, V^u$ .
2. Production & Consumption:
3. Exogenous Separation
4. Quitting? Searching? Neither?: Employed draw shocks ( $\epsilon^e, \epsilon^u, \epsilon^s$ ) and make decision to quit, search, or neither. Those who quit become  $u'$ , those who search join the  $u$ , in case of finding a job become  $\{e', w'\}$  but in case of no job finding remain  $e'$  with the same wage  $w$  and those who neither become  $e'$  with  $w$ .  $\widehat{V}^E(a', w)$ , is determined with respect to this stage.
5. Search : Potential firms decide whether to enter and if so, the market ( $w$ ) at which to post a vacancy;  $u$  and  $s$  assess the value of all wage applying options, receive match specific shocks  $\{\epsilon^{w'}\}$  and choose the wage level  $w'$  to apply. Those who successfully find jobs become  $e'$ , otherwise become  $u'$ .
6.  $\widehat{V}^u(a'), \{\Omega^j(w)\}$  are determined with respect to this stage.
7. Match



- After saving, the unemployed problem is

$$\widehat{V}^u(a') = \int \max_{w'} \left[ \psi^h(w') V^e(a', w') + (1 - \psi^h(w')) V^u(a') + \epsilon^{w'} \right] dF^\epsilon$$

- After saving, the employed choose whether to quit, search or neither

$$\widehat{V}^e(a', w) = \int \max \{ V^e(a', w) + \epsilon^e, V^u(a') + \epsilon^u, V^s(a', w) + \epsilon^s \} dF^\epsilon$$

- The value of searching is

$$V^s(a', w) = \int \max_{w'} \left[ \psi^h(w') V^e(a', w') + [1 - \psi^h(w')] V^e(a', w) + \epsilon^{w'} \right] dF^\epsilon$$



- The probabilities of quitting and of searching

$$q(a', w) = \frac{1}{1 + \exp(\alpha[V^e(a', w) - V^u(a')]) + \exp(\alpha[V^s(a', w) - V^u(a') + \mu^s])},$$

$$s(a', w) = \frac{1}{1 + \exp(\alpha[V^u(a') - V^s(a', w)]) + \exp(\alpha[V^e(a', w) - V^s(a', w) - \mu^s])}.$$

$\mu^s < 0$  is the mode of the shock  $\epsilon^s$  which reflects the search cost.

- Households solve

$$V^e(a, w) = \max_{a' \geq 0} u[a(1+r) + w - a'] + \beta \left[ \delta V^u(a') + (1-\delta) \widehat{V}^e(a', w) \right]$$

$$V^u(a) = \max_{c, a' \geq 0} u[a(1+r) + b - a'] + \beta \widehat{V}^u(a')$$



- The value of the firm is again given like in the Quitting Model

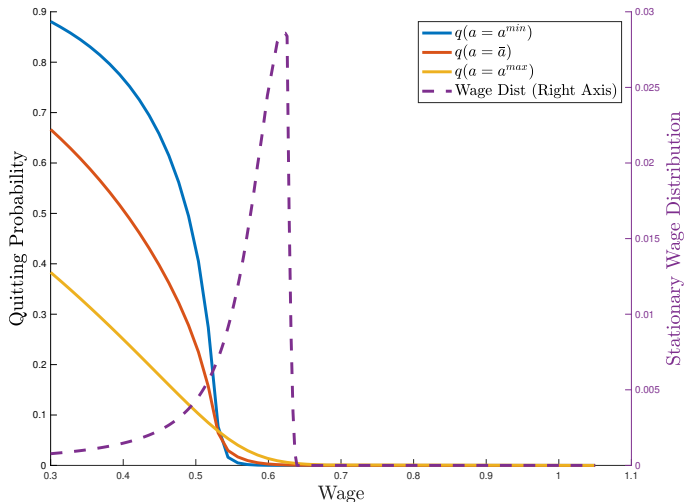
$$\Omega^0(w) = (z - w - \delta^k k) Q^1(w) + (1 - \delta - \delta_k) k Q^0(w),$$

$$Q^1(w) = 1 + \sum_{\tau=0}^{\infty} \left[ \left( \frac{1-\delta}{1+r} \right)^{1+\tau} \prod_{i=0}^{\tau} \ell^i(w) \right],$$

$$Q^0(w) = \sum_{\tau=0}^{\infty} \left[ \left( \frac{1-\delta}{1+r} \right)^{1+\tau} [1 - \ell^\tau(w)] \left( \prod_{i=0}^{\tau-1} \ell^i(w) \right) \right].$$

- Except that now the probability of keeping a worker after  $j$  periods is

$$\ell^j(w) = 1 - \int h(w; a) q[g^{e \cdot j}(a, w), w] dx^u(a) - \int h(w; a) s[w; g^{e \cdot j}(a, w)] \left[ \int \hat{h}[\tilde{w}; g^{e \cdot j}(a, w), w] \xi \phi^h(\tilde{w}) d(\tilde{w}) \right] dx^u(a)$$



- The rich pursue often other activities (leisure?)



## 5 Outside the Labor Force



1. Workers enter period with or without a job:  $V^e, V^u$ .
2. In the beginning of the period non Workers get a shock to the utility of either searching or not searching. They then choose whether to sit out and not search or to search. It is an extreme value shock.  
Workers get a utility injection equal to the expected utility of the maximum of those two shocks to get no bias in the value of working versus not.
3. Production & Consumption:
4. Exogenous Separation
5. Quitting? Searching? Neither?:
6. Search
7.  $\widehat{V}^u(a'), \{\Omega^i(w)\}$  are determined with respect to this stage.
8. Match



- Provides a mechanism for having poor agents
- Right now we have Four Economies
  1. Only Exogenous Quitting
  2. Endogenous Quitting
  3. Exogenous Quitting with On-the-job Search
  4. Endogenous Quitting and On-the-job Search
  5. ... and some agents do not want to work
- Today we will only look at the Economy with Endogenous quitting and On-the-Job-Search (4)

## 6 Quantitative Analysis: Steady States



	Definition	Value in Yearly Units
$r$	interest rate	3%
$K$	fixed capital required	3
$\delta^f$	firm destruction rate	2.88%
$\delta^k$	capital maintenance rate	6.38%
$\delta^h$	total worker quitting rate	8.56%
$c^v$	job posting cost	0.03
$y$	productivity on the job	1
$b/w$	productivity at home	0.4
$\sigma$	risk aversion	2
Matching function	$m = \chi u^\eta v^{1-\eta}$ , non-OJS	$\chi = 0.15, \eta = 0.62$
	$m = \chi u^\eta v^{1-\eta}$ , OJS	$\chi = 0.3, \eta = 0.5$

- We also explore a lower on the job search economy ( $\chi$ ) high value of leisure economy  $b/w \sim 0.75$



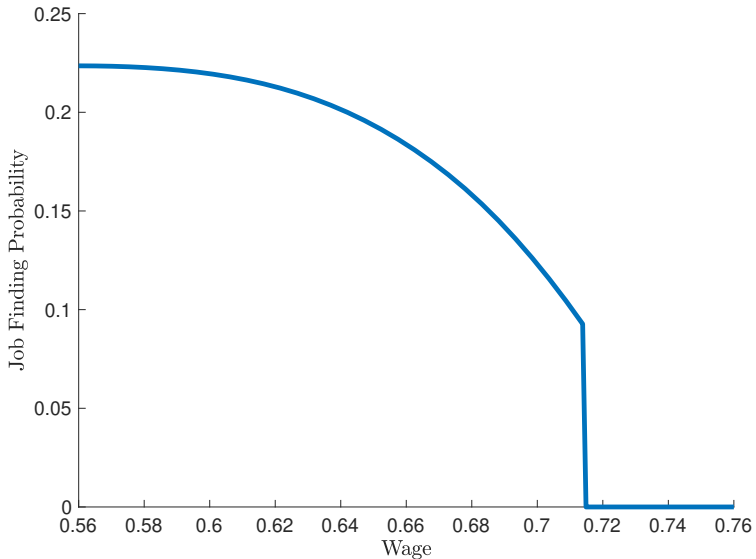
---

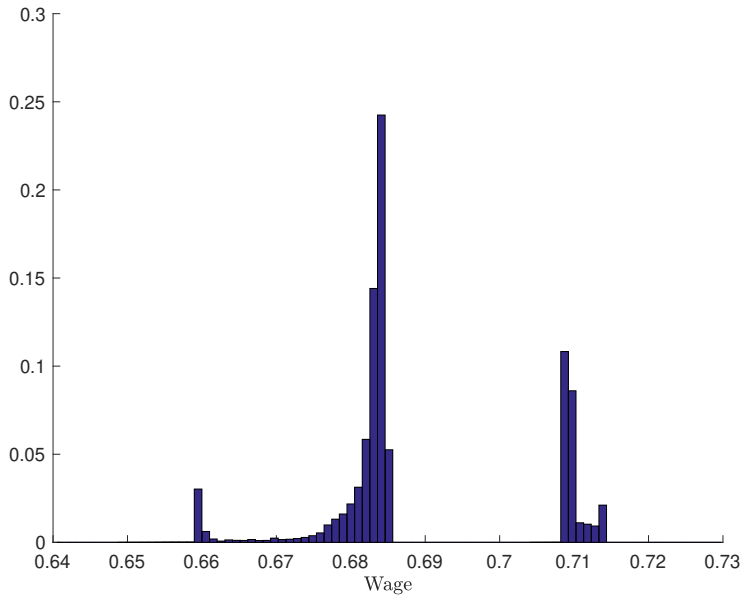
---

interest rate	0.030
avg consumption	0.651
avg wage	0.689
avg wealth	3.041
stock market value	2.953
avg labor income	0.654
consumption to wealth ratio	0.225
labor income to wealth ratio	0.215
quit ratio	0.090
unemployment rate	0.097
job losers	0.117
wage of newly hired unemp	0.677
std consumption	0.011
std wage	0.002
std wealth	3.606
mean-min consumption	2.051
mean-min wage	1.058
UE transition	0.125
total vacancy	0.578
avg unemp duration	0.773
avg emp duration	7.228
avg job duration	1.898
OJS move rate	0.395

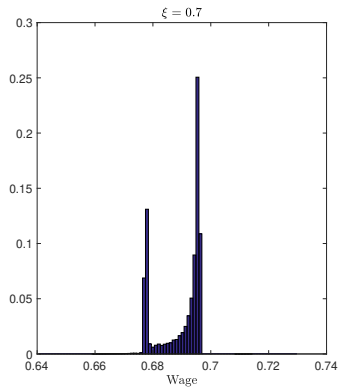
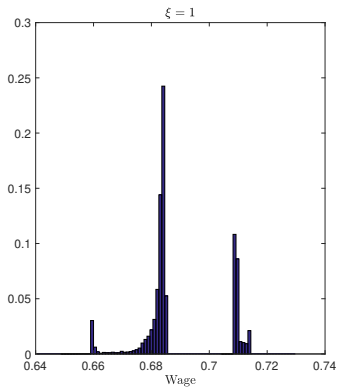
---

# JOB FINDING PROBABILITY CURVES

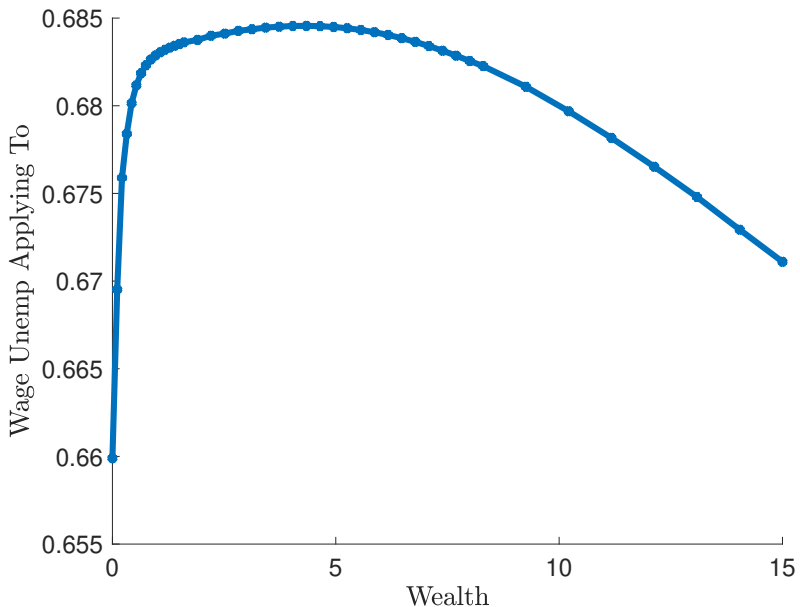


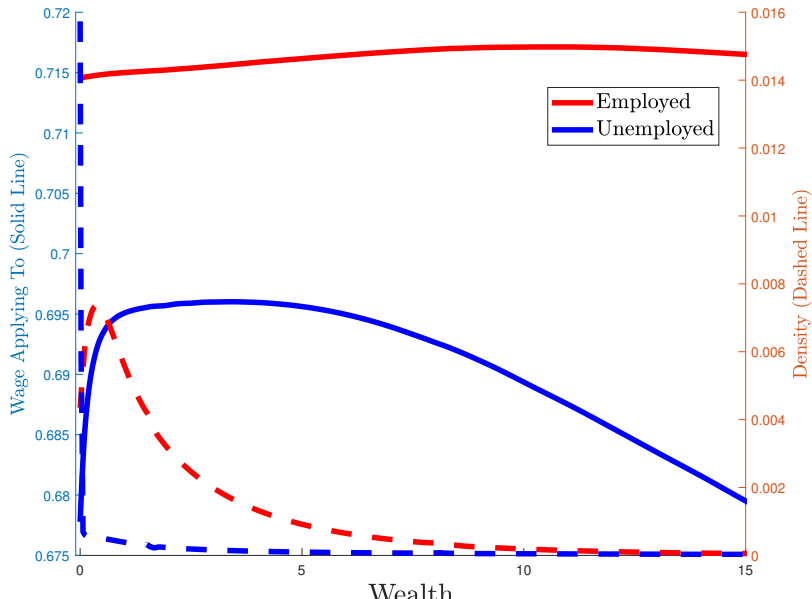






# WAGE APPLICATIONS OF THE UNEMPLOYED BY WEALTH





## 7 Aggregate Fluctuations



- We examine the model responses to two type of shocks
  1. Productivity shocks  $z_t$ :  $\text{Output} = \text{EmpRate} \times (1 + z_t)$
  2. Firm destruction shocks  $d_t$ :  $\text{Firm Destruction Rate} = \delta^f \times (1 - d_t)$
- We introduce a wage peg assumption:
  - To allow the wage of an already formed job match to respond to  $z_t$  shocks directly (by 50%) (but not to  $d_t$  shocks)
  - If wages were completely rigid there would be massive quits: counterfactual.



Figure 1: Wages

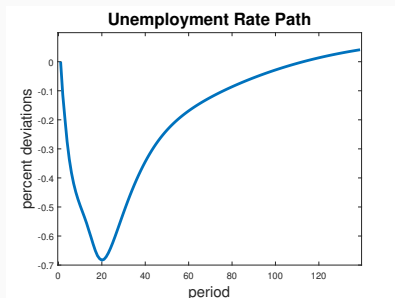
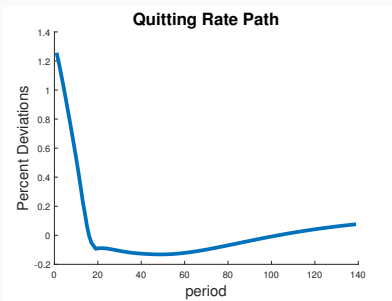
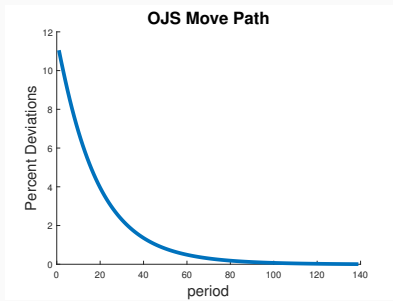


Figure 2: Unemployment Rate

- Non-trivial response of wage and unemployment



**Figure 3: Quits**



**Figure 4: Job-to-job Moves**

- Quits are mildly responsive to the shock
- While on-the-job moves are much more responsive: (perhaps too much)



Figure 5: Wages

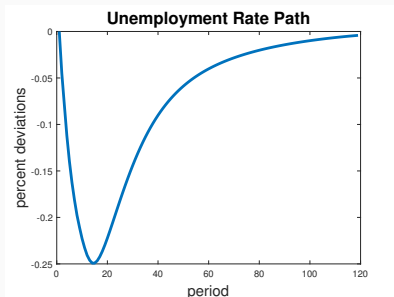


Figure 6: Unemployment Rate

- Again 1% delta shock = 0.36 base points
- Large response of wage and unemployment to the delta shock
- Note wage is not pegged to the delta shock



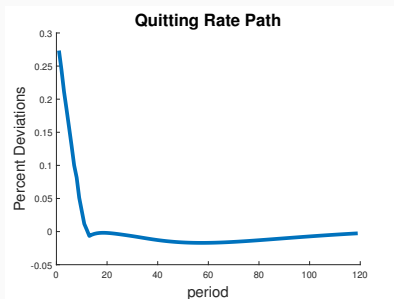


Figure 7: Quits

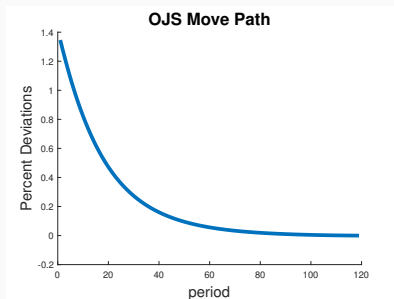


Figure 8: Job-to-job Moves

- But too much volatility for job-to-job transitions relative to output



- Pro-cyclical average wages, new wages, and employment, quitting, and job-to-job transitions
- Clear responses of new wages and employment
- Quitting mildly responds to both shocks
- Job-to-job transitions move too much with both shocks



- 1st order data moments are from standard database: CPS, JOLTS, LEHD and NIPA.
- 2nd order data moments are from Haefke, Sonntag, and Van Rens (2013), Campolmi and Gnocchi (2016), Brown et al. (2017) and Fujita and Nakajima (2016).



- **Only Productivity Shock:**  $\rho = 0.95$

	Model	Data
Output	1	1
Average Wage	0.51	0.44-0.84
New Wage	0.95	0.68-1.09
Unemployment	0.35	4.84
Quits + OJS moves	8.94	4.2
OJS moves	10.66	4.62

**Table 1:** Standard Deviation Relative to Output: Only Productivity Shock

- Unemployment moves too little and Quits and OJS moves too much



- Only Productivity Shock:  $\rho = 0.95$

	Model	Data
Output	1	1
Average Wage	1.00	0.24-0.37
New Wage	1.00	0.79-0.83
Unemployment	-0.48	-0.85
Quits + OJS moves	0.99	0.85
OJS moves	0.99	0.70

**Table 2:** Correlation with Contemporary Output: Only Productivity Shock

- Correlations are on the spot



	Model	Data
Output	1	1
Average Wage	0.09	0.44-0.84
New Wage	2.02	0.68-1.09
Unemployment	4.70	4.84
Quits + OJS moves	41.66	4.2
OJS moves	49.36	4.62

**Table 3:** Standard Deviation Relative to Output: Only Delta Shock

- Now Unemployment is good but moves are excessive
- Note that relative to output, productivity is very important so employment cannot do that much, but this shock makes employment the only culprit so it has to move a lot



- Only Delta Shock:  $\rho = 0.95$

	Model	Data
Output	1	1
Average Wage	0.13	0.24-0.37
New Wage	0.31	0.79-0.83
Unemployment	-0.99	-0.85
Quits + OJS moves	0.40	0.85
OJS moves	0.42	0.70

**Table 4:** Correlation with Contemporary Output: Only Delta Shock



- Interact productivity shock and delta shock
  - High Correlation of shocks = 0.95
  - Relative Std of shocks: each shock contributes roughly equal to output volatility

	Model	Data
Output	1	1
Average Wage	0.49	0.44-0.84
New Wage	1.38	0.68-1.09
Unemployment	3.02	4.84
Quits + OJS moves	25.77	4.2
OJS moves	30.53	4.62

**Table 5:** Standard Deviation Relative to Output: Both Shocks





- Interact productivity shock and delta shock
  - High Correlation of shocks = 0.95
  - Relative Std of shocks: each shock contributes roughly equal to output volatility

	Model	Data
Output	1	1
Average Wage	0.77	0.24-0.37
New Wage	0.50	0.79-0.83
Unemployment	-0.37	-0.85
Quits + OJS moves	0.28	0.85
OJS moves	0.29	0.70

**Table 6:** Correlation with Contemporary Output: Both Shocks



- Interact productivity shock and delta shock
  - Low Correlation of shocks = 0
  - Relative Std of shocks: each shock contributes roughly equal to output volatility

	Model	Data
Output	1	1
Average Wage	0.40	0.44-0.84
New Wage	1.35	0.68-1.09
Unemployment	2.59	4.84
Quits + OJS moves	23.98	4.2
OJS moves	28.45	4.62

**Table 7:** Standard Deviation Relative to Output: Both Shocks



- Interact productivity shock and delta shock
  - Relative Std of shocks: each shock contributes roughly equal to output volatility

	Model	Data
Output	1	1
Average Wage	0.82	0.24-0.37
New Wage	0.62	0.79-0.83
Unemployment	-0.61	-0.85
Quits + OJS moves	0.47	0.85
OJS moves	0.48	0.70

**Table 8:** Correlation with Contemporary Output: Both Shocks

## 8 Clumsy Extensions



- An Economy that illuminates the Shimer/Hagedorn-Manowski debate.
  - But only for an Economy without quits or Job-to-Job movements.
  
- An Economy with lower effectiveness in on-the-job search ( $\xi = .7$  instead of 1). St St J2J is .29 rather than .40 per year.



	Low- $b$			High- $b$		
	Mean	Std	Corr	Mean	Std	Corr
Output	1	1	1	1	1	1
Avg Wage	0.70	0.51	1.00	0.74	0.33	0.84
New Wage	0.70	0.73	0.99	0.74	0.38	0.84
Unemp Rate	12.6%	0.28	-0.55	22.2%	0.97	-0.86
Quits	9%	-	-	9%	-	-

**Table 9:** The High- $b$  Benchmark Economy: M4

- Very Promising: Much higher unemployment volatility
- We are moving towards an Economy with both types of agents moving across types.

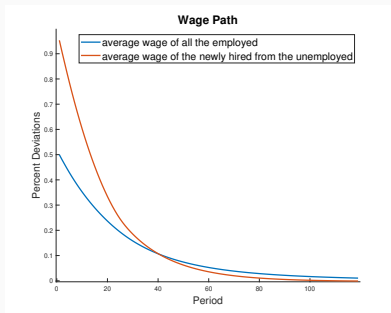


Figure 9: Wages

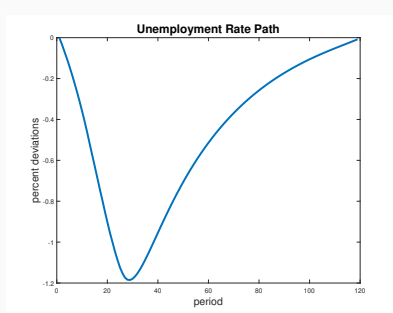


Figure 10: Unemployment Rate

- Similar Wage Responses
- 70% more unemployment volatility

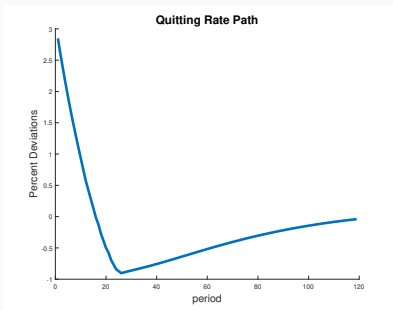


Figure 11: Quits

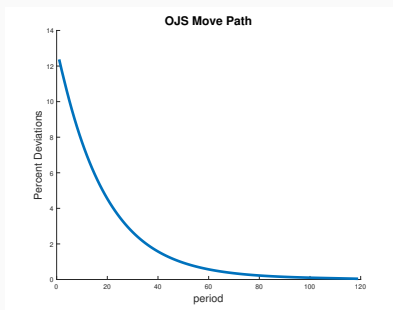


Figure 12: Job-to-job Moves

- More quitting
- Similar (excessive) J-2-J transitions



## Low Ave J-2-J 1% DELTA SHOCK ( $\rho = .95$ )

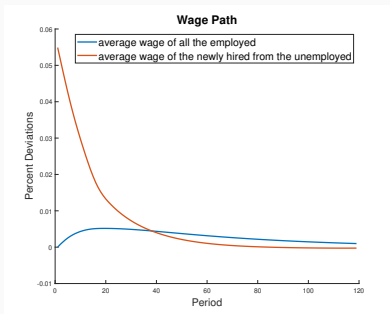


Figure 13: Wages

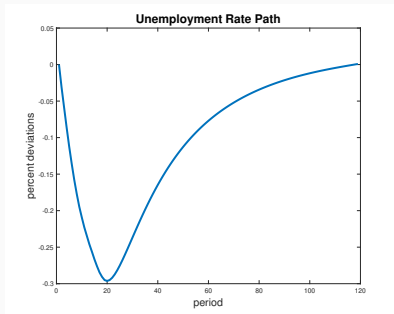


Figure 14: Unemployment Rate

- Similar Wage Response
- 16% more unemployment response
- Note wage is not pegged to the delta shock

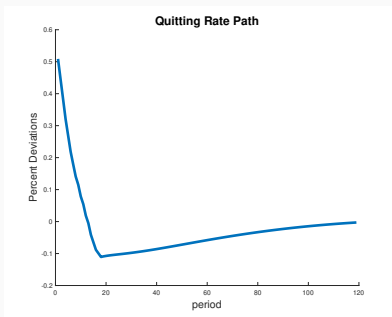


Figure 15: Quits

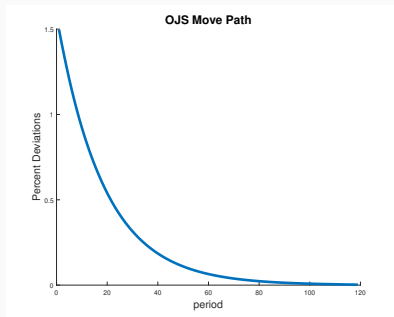


Figure 16: Job-to-job Moves

- More Quit similar (excessive) volatility for job-to-job transitions



- Two ways to aggregate shocks

	corr = 0.95		shock corr = 0	
	Std	corr	Std	corr
output	1.00	1.00	1.00	1.00
avg wage	0.41	0.93	0.41	0.90
new wage	1.69	0.76	1.38	0.52
unemployment	2.59	-0.73	2.80	-0.63
quits + j2j movers	29.85	0.77	26.72	0.38
J2J movers	36.30	0.79	32.51	0.41

- Not too successful in reducing volatility of quits and J2J movers.
- Need to look for alternatives.



- Develop tools to get a joint theory of wages, employment and wealth that marry the two main branches of modern macro:
  1. Aiyagari models (output, consumption, investment, interest rates)
  2. Labor search models with job creation, turnover, wage determination, flows between employment, unemployment and outside the labor force.
  3. Add tools from Empirical Micro to generate quits
- Useful for business cycle analysis: We are getting procyclical
  - Quits
  - Employment
  - Investment and Consumption
  - Wages
- On the Job Search seems to Magnify Fluctuation a lot



- Exciting set of continuation projects:
  1. Incorporate the movements outside of the labor force.
  2. Endogenous Search intensity on the part of firms
  3. Aiming Shocks to soften correlation between wages and wealth
  4. Efficiency Wages: Endogenous Productivity (firms use different technologies with different costs of idleness)
  5. Move towards more sophisticated household structures (more life cycle movements, multiperson households).

## 9 Extensions

### Firms Choose Search Intensity



- The number of vacancies posted is chosen by firms
- Easy to implement
- Slightly Different steady state



- Let  $v(\bar{c})$  be a technology to post vacancies where  $\bar{c}$  is the cost paid.
- Then the free entry condition requires that for all offered wages

$$0 = \max_{\bar{c}} \left\{ v(\bar{c}) \psi^f[\theta(w)] \frac{\Omega(w)}{1+r} + [1 - v(\bar{c}) \psi^f[\theta(w)]] \frac{\bar{k}(1 - \delta_k)}{1+r} - \bar{c} - \bar{k} \right\},$$

- With FOC given by

$$v_{\bar{c}}(\bar{c}) \left\{ \psi^f[\theta(w)] \left[ \frac{\Omega(w)}{1+r} - \frac{\bar{k}(1 - \delta_k)}{1+r} \right] \right\} = 1,$$





- If  $v(\bar{c}) = \frac{v_1 \bar{c}^2}{2} + v_2 \bar{c}$ , we have

$$(v_1 \bar{c} + v_2) \left\{ \psi^f[\theta(w)] \left[ \frac{\Omega(w)}{1+r} - \frac{\bar{k}(1-\delta_k)}{1+r} \right] \right\} = 1,$$

- By Choosing  $v$  so that for the numbers that have now

$$\left\{ \left[ \frac{v_1 \bar{c}^2}{2} + v_2 \bar{c} \right] \psi^f[\theta(w)] \frac{\Omega(w)}{1+r} + \left[ 1 - \frac{v_1 \bar{c}^2}{2} - v_2 \bar{c} \right] \psi^f[\theta(w)] \frac{\bar{k}(1-\delta_k)}{1+r} \right\} = \bar{c} + \bar{k}$$

- Solving for  $\{v_1, v_2\}$  that satisfy both equations given our choice of  $\bar{c}$  we are done

- Aiyagari, S. Rao. 1994. "Uninsured Idiosyncratic Risk and Aggregate Saving." *Quarterly Journal of Economics* 109 (3):659–684.
- Andolfatto, D. 1996. "Business Cycles and Labor-Market Search." *American Economic Review* 86(1):112–132.
- Boppart, Timo, Per Krusell, and Kurt Mitman. 2018. "Exploiting MIT shocks in heterogeneous-agent economies: the impulse response as a numerical derivative." *Journal of Economic Dynamics and Control* 89 (C):68–92. URL <https://ideas.repec.org/a/eee/dyncon/v89y2018icp68-92.html>.
- Brown, Alessio JG, Britta Kohlbrecher, Christian Merkl, and Dennis J Snower. 2017. "The effects of productivity and benefits on unemployment: Breaking the link." Tech. rep., GLO Discussion Paper.
- Campolmi, Alessia and Stefano Gnocchi. 2016. "Labor market participation, unemployment and monetary policy." *Journal of Monetary Economics* 79:17–29.
- Chamont, Gaston and Shouyong Shi. 2017. "Wealth Accumulation, On the Job Search and Inequality." <https://ideas.repec.org/p/red/sed017/128.html>.
- Den Haan, Wouter, Pontus Rendahl, and Markus Riegler. 2015. "Unemployment (Fears) and Deflationary Spirals." CEPR Discussion Papers 10814, C.E.P.R. Discussion Papers. URL <https://ideas.repec.org/p/cpr/ceprdp/10814.html>.
- Eeckhout, Jan and Alireza Sepahsalari. 2015. "Unemployment Risk and the Distribution of Assets." Unpublished Manuscript, UCL.
- Fujita, Shigeru and Makoto Nakajima. 2016. "Worker flows and job flows: A quantitative investigation." *Review of Economic Dynamics* 22:1–20.
- Griffy, Benjamin. 2017. "Borrowing Constraints, Search, and Life-Cycle Inequality." Unpublished Manuscript, UC Santa Barbara.
- Haefke, Christian, Marcus Sonntag, and Thijs Van Rens. 2013. "Wage rigidity and job creation." *Journal of Monetary Economics* 60 (8):887–899.
- Hornstein, Andreas, Per Krusell, and Gianluca Violante. 2011. "Frictional Wage Dispersion in Search Models: A Quantitative Assessment." *American Economic Review* 101 (7):2873–2898.
- Krusell, Per, Toshihiko Mukoyama, and Aysegül Şahin. 2010. "Labour-Market Matching with Precautionary Savings and Aggregate Fluctuations." *Review of Economic Studies* 77 (4):1477–1507. URL <https://ideas.repec.org/a/oup/restud/v77y2010i4p1477-1507.html>.
- Lise, Jeremy. 2013. "On-the-Job Search and Precautionary Savings." *The Review of Economic Studies* 80 (3):1086–1113. URL <http://dx.doi.org/10.1093/restud/rds042>.
- Merz, M. 1995. "Search in the Labor Market and the Real Business Cycle." *Journal of Monetary Economics* 36 (2):269–300.
- Moen, Espen R. 1997. "Competitive Search Equilibrium." *Journal of Political Economy* 105 (2):385–411.
- Ravn, Morten O. and Vincent Sterk. 2016. "Macroeconomic Fluctuations with HANK & SAM: An Analytical Approach." Discussion Papers 1633, Centre for Macroeconomics (CFM). URL <https://ideas.repec.org/p/cfm/wpaper/1633.html>.
- . 2017. "Job uncertainty and deep recessions." *Journal of Monetary Economics* 90 (C):125–141. URL <https://ideas.repec.org/a/eee/moneco/v90y2017icp125-141.html>.

## HIGH- $b$ ECONOMY

- Recompute the M1 economy but with  $b = 0.6$ .
- People are much pickier in jobs, leading to much higher unemployment rate (20%).
- As we expect, higher  $b$  translates to higher eq wages, small firm profits, and thus more volatile job creations (and unemployment).

	Mean	Std	Corr
Output	0.80	1	1
Average Wage	0.73	0.01	0.32
New Wage	0.73	0.10	0.83
Unemployment	20%	1.20	-0.80
Quits	8.56%	-	-
OJS moves	-	-	-

**Table 10:** The High- $b$  Benchmark Economy