

Course in Heterogeneity and Fluctuations

III: Financial Frictions, Asset Prices, and the Great Recession

Jose-Victor Rios-Rull

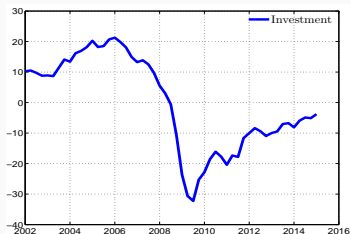
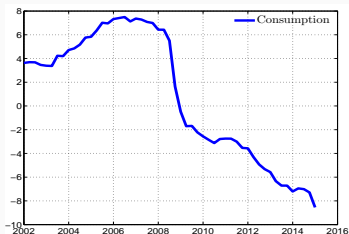
University College London

Nov/Dec 2019

Based on joint work with Zhen Huo

We have had a Great Recession

FACTS ON THE LAST RECESSION: OUTPUT, UNEMP, CONS, INV

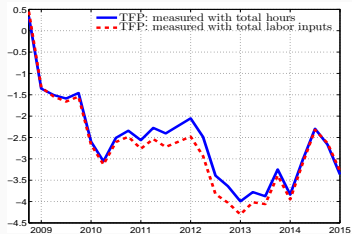
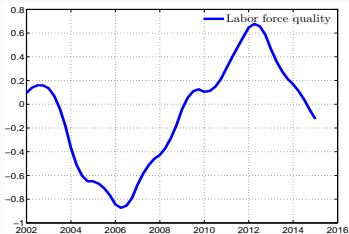
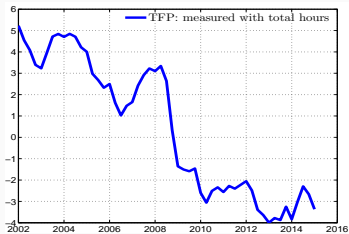


Note: Except for unemployment, figures show percentage deviation from a linear trend.

FACTS ON THE LAST RECESSION: WEALTH, MORTG, HOUSES, PR H



FACTS ON THE LAST RECESSION: PRODUCTIVITY AND LABOR QUALITY





- When looking for triggers of the Great Recession some form of financial breakdown comes out in most popular explanations.
- Financing difficulties contribute to cut spending both of firms and households.
- Most of the action occurs via a demand reduction.
- Yet models have a hard time to deliver this.



- Explores recessions that are triggered by shocks to households' ability to borrow.
- What are the theoretical elements needed
- In the context of a modern macro model
 - Production with Savings
 - A lot of wealth
 - Heterogeneity so that the financial frictions are not imposed



1. Real frictions that difficult the switch from production of consumption goods to exports or investment.
2. Houses with prices amenable to falling as they did in the data.
3. Frictions in the goods markets that generate movements in measured GDP.
4. Households that differ in job prospects.
5. Some labor market frictions that limit wage adjustments.



- Shares most of the features of the Great Recession:
 1. A large decline in output, employment, consumption and investment.
 2. Large reductions in assets (housing and stocks) prices.

1 Model

Model



- Enhanced Aiyagari Economy:
 1. Multisector: Tradables and nontradables.
 2. Houses (land) that need to be purchased to be enjoyed.
 3. Endogenous productivity movements (frictions in goods markets).
 4. Various job market frictions.



- Continuum of households that live forever (β), are subject to uninsurable idiosyncratic.
- H'holds care about quantities and number of varieties of nontradables.

$$c_N = \left(\int_0^{I_N} c_{Ni}^{\frac{1}{\rho}} di \right)^{\rho} = c_{Ni} I_N^{\rho}$$

- Households have to search for varieties, its number is a *choice*.

$$I_N = d \Psi^d(Q^g)$$

- $\Psi^d(Q^g)$: Probability (per search unit) of finding a variety (goods market frictions).
- Households also like tradables and housing and dislike goods



- Household skill type is ϵ , follows a Markov chain $\Gamma_{\epsilon, \epsilon'}$. Moves slowly and accommodates opportunities to get rich.
- Households either have a job $e = 1$ or not $e = 0$.
 - Type-dependent exogenous job destruction rate δ_n^ϵ .
 - Job finding rate is type independent and depends on job creation by firms (workers are rationed, it is like no matching function in labor market but hiring costs) (Fang and Nie (2013)).
- Households have assets a . These assets can be allocated to (frictionless) houses and/or to financial assets with a collateral constraint. The poor will have some housing wealth and a mortgage, the rich houses and shares of the economy's mutual fund.



- Search frictions in the markets for nontradables:
- Households look for varieties.
- Random search.
- Richer people consume and search more.
- Cuts in consumption cut search which cuts productivity.
- Perfect competition and frictionless markets for tradables.



- Workers are rationed.
- Firms hire as many workers as they wish paying hiring costs. (like a vacancy filling probability of 1, with hiring costs).
- Employment: $N = N_N + N_T$.
- Same job finding probability across types: $\Phi^e = \frac{V}{1-N}$.
- Wages are exogenous (set to some aggregate target).



- Total housing \bar{H} is in fixed supply.
- Negative financial assets ($b' < 0$) are (undefaultable) mortgages.
 - Its interest rate is predetermined: $\frac{1}{1+r^*} - \varsigma$, if $b < 0$.
 - Mortgages have to be collateralized by housing: if $b < 0$ then

$$|b| \leq [1 - \lambda] p_h h \left[\frac{1}{1+r^*} - \varsigma \right]$$

- Positive financial assets ($b > 0$) are shares of a mutual fund.
 - Its return, r , is determined ex-post (it matters when we hit the economy with shocks). Possible capital gains and loses.

$$R(b) = \begin{cases} 1 + r, & \text{if } b \geq 0 \\ 1, & \text{if } b < 0. \end{cases}$$



$$V(\epsilon, e, a) = \max_{c_{N,i}, c_T, I_N, h, d} u(c_A, h, d) + \beta \sum_{\epsilon', e', \theta'} \Pi_{\theta, \theta'}^\theta \Pi_{e'|e, \epsilon}^w \Pi_{\epsilon, \epsilon'} V[\epsilon', e', a'(b, h)] \quad \text{s.t.}$$

$$\int_0^{I_N} p_i c_{N,i} + c_T + p_h h + b = a + 1_{e=1} w \epsilon + 1_{e=0} \underline{w} \quad \text{BC}$$

$$a'(b, h) = p_h h + R(b)b \quad \text{AA}$$

$$b \geq -\lambda p_h h \left[\frac{1}{1+r^*} - \varsigma \right] \quad \text{FC}$$

$$I_N = d \Psi^d[Q^g] \quad \text{SC}$$



- Each firm/variety has any locations each.
- Some inputs are location specific. Others (type 2 labor) are not.
- Prices are posted before location is filled
- The demand function is given by

$$\Psi^f [Q^g] \int c[p_i(\epsilon, e, a), x] d(x, S)$$

- The firm has to make sure that it can satisfy the demand at all locations.



$$\Omega^N(k, n) = \max_{\substack{i, v, p_i \\ \ell_1, \ell_2}} \Psi^f[Q^g] p_i \int c(p_i, \epsilon, e, a) dx - w\ell - i - \kappa v$$

$$+ \sum_{\theta'} \Pi_{\theta, \theta'}^\theta \frac{\Omega^N(k', n')}{1 + r^*} \quad \text{s.t.}$$

$$\ell_2 \geq \Psi^f[Q^g] \int f^\ell[c(p_i, x), k, \ell_1] \frac{d(x, S)}{D} \quad \text{DC}$$

$$\ell_1 + \ell_2 = n\bar{e} \quad \text{SL}$$

$$k' = (1 - \delta_k)k + i - \phi^N(k, i) \quad \text{LMK}$$

$$n' = [1 - \bar{\delta}_n]n + v \quad \text{LML}$$



- Its output is used for exports, investment, and (part of) consumption.
- Decreasing returns.

$$\Omega^T(k, n) = \max_{i, v} F^T(k, \ell) - w\ell - i - \kappa v - \phi^{T, n}(n', n) + \sum_{\theta'} \Pi_{\theta, \theta'}^{\theta} \frac{\Omega^T(k', n')}{1 + r^*} \quad \text{s.t.}$$

$$k' = (1 - \delta_k)k + i - \phi^{T, k}(k, i)$$

$$\ell = n\bar{\epsilon}$$

$$n' = [1 - \bar{\delta}_n]n + v$$



- Financial wealth in the economy is

$$L_+ = \int_{b>0} b(\epsilon, e, a) dx$$

- Mortgages in the economy are

$$L_- = \int_{b<0} -b(\epsilon, e, a) dx$$

- Net foreign asset position of the country (the mutual fund owns all firms)

$$B = L_+ - \left(\Omega^N - \pi^N + \Omega^T - \pi^T + \frac{1}{1+r^*} L_- \right)$$

- The realized rate of return is

$$1+r = \frac{\Omega^N + \Omega^T + (1+r^*)B + L_-}{L_+}$$



- We now pose simultaneous (MIT) shocks to the Financial system:
Both to
 1. Loan to value ratio. λ
 2. Markup on loans ζ
- Solve for the transition
- We have to take care of wages dynamics. They are determined via the following formula Gornemann, Kuester, and Nakajima (2012).

$$\log w - \log \bar{w} = \varepsilon_w (\log Y - \log \bar{Y})$$

- Solving the transition implies solving for sequences for home prices, wages, nontradable prices.



An equilibrium is a set of decision rules and values for households, firms' values and decision rules, and a set aggregate variables of aggregate states, such that:

- Households' and firms' policy functions and value functions solve the corresponding program problems.
- Aggregate searching consistence

$$D = \int d(\epsilon, e, a) dx,$$

- Nontradable prices satisfies

$$p = p_i(K_N, N_N) dx,$$

- Housing market clears

$$\int h(\epsilon, e, a) dx = H.$$



- Average separation probability and labor force quality

$$\bar{\delta}_n = \frac{\sum_{\epsilon} \delta_n(\epsilon) n(\epsilon)}{N}, \quad \bar{\epsilon} = \frac{\sum_{\epsilon} \epsilon n(\epsilon)}{N}$$

- Rate of return to the mutual fund satisfies

$$1 + r = \frac{\Omega^N + \Omega^T + (1 + r^*)B + \int_{b < 0} b(x)}{\int_{b > 0} b(x)}$$

2 Calibration

Mapping the Model to Data



- Preferences

$$u(c_A, h, d) = \frac{1}{1 - \sigma_c} \left(c_A - \xi_d \frac{d^{1+\gamma}}{1 + \gamma} \right)^{1 - \sigma_c} + v(h)$$

- where there is an Armington aggregator for consumption

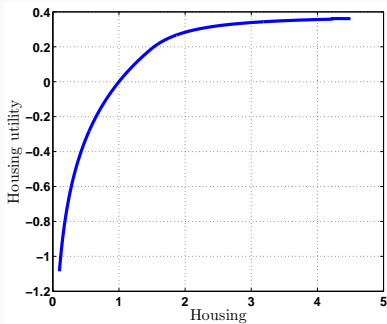
$$c_A = \left[\omega (c_N I_N^\rho)^{\frac{\eta-1}{\eta}} + (1 - \omega) c_T^{\frac{\eta-1}{\eta}} \right]^{\frac{\eta}{\eta-1}}$$

- and houses are inferior goods as a proxy for segmentation of housing markets

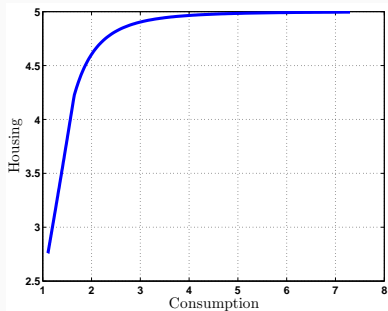
$$v(h) = \begin{cases} \xi_h \log(h), & \text{if } h < \hat{h}_1 \\ \frac{\xi_h}{1 - \sigma_h} h^{1 - \sigma_h}, & \text{if } \hat{h}_1 \leq h \leq \hat{h}_2. \\ \xi_h \sqrt{\bar{h} - h}, & \text{if } h > \hat{h}_2. \end{cases}$$



Housing utility function



Engel Curve: consumption vs housing





- Production function

$$F^N(k, l_1, l_2) = z_N k^{\alpha_0} l_1^{\alpha_1} l_2^{\alpha_2}, \quad F^T(k, l) = z_T k^{\theta_0} l^{\theta_1}$$

- Capital adjustment cost in the nontradable goods sector

$$\phi^N(i, k) = \frac{\psi}{2} \left(\frac{i}{k} - \delta_k \right)^2 k$$

- Capital and employment adjustment cost in the tradable goods sector

$$\phi^{T,k}(i, k) = \frac{\psi}{2} \left(\frac{i}{k} - \delta_k \right)^2 k, \quad \phi^{T,n}(n', n) = \frac{\psi}{2} \left(\frac{n'}{n} - 1 \right)^2 n$$

- Matching technology

$$M(D, T) = \nu D^\mu T^{1-\mu}$$



Parameter	Value
Risk aversion for consumption, σ_c	2.0
Satiation level for housing, \bar{h}	5.0
Curvature of shopping, γ	1.5
Elasticity of substitution bw tradables and nontradables, η	0.80
Price markup, ρ	1.1
Loan to value ratio, λ	0.80
Interest rate for international bonds, r^*	4%

Note: model period is half a quarter

ENDOGENOUSLY DETERMINED PARAMETERS: AGGREGATE



Target	Value	Parameter	Value
Wealth to output ratio	4.00	β	0.97
Housing value to output ratio	1.70	ξ_h	0.54
Debt to output ratio	0.40	ϵ_4	37.41
Fraction of housing held by bottom 70%	0.25	\hat{h}_1	1.48
Fraction of housing held by bottom 80%	0.39	\hat{h}_2	4.22
Fraction of housing held by bottom 90%	0.58	σ_h	2.92
Share of tradables	0.30	ω	0.98
Occupancy Rate	0.81	ν	0.81
Capital to output ratio	2.00	δ_k	0.01
Labor Share in nontradables	0.64	α_0	0.27
$\alpha_1 = \alpha_2$	—	α_1	0.36
Labor Share in tradables	0.66	θ_1	0.66
Vacancy cost to output ratio	0.02	κ	0.42
Home production to lowest earning ratio	0.50	\bar{w}	0.07

Units Parameters

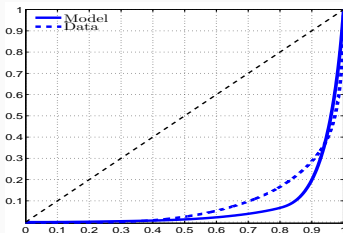
Output	1	z_N	0.93
Relative price of nontradables	1	z_T	0.48



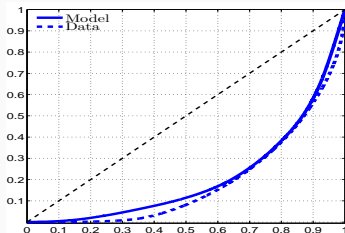
Target	Value	Parameter	Value
Job duration for type 1	1.5 year	δ_n^1	0.083
Job duration for type 3	5 year	δ_n^3	0.025
Job duration for type 4	5 year	δ_n^4	0.025
Unemployment rate	6%	δ_n^2	0.048
Wealth Gini index	0.82	$\Pi_{1,4}^\epsilon$	0.0007
Earnings Gini index	0.64	$\Pi_{4,1}^\epsilon$	0.0058
Earning autocorrelation	0.91	$\Pi_{1,1}^\epsilon$	0.9656
Earning stdev	0.20	$\Pi_{2,2}^\epsilon$	0.9770



Network

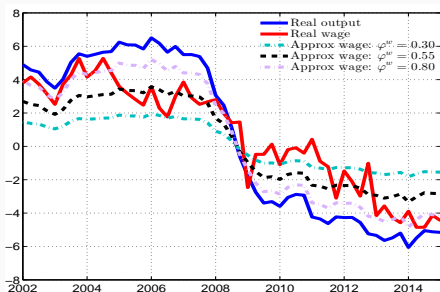


Housing





- Real wage rule: $\log \frac{w_t}{P_t} - \log \frac{\bar{w}}{\bar{P}} = \varphi^w (\log Y_t^* - \log \bar{Y})$
- Choose $\varphi^w = 0.55$: match correlation between real output and real wage
- Consistent with the movement during the Great Recession





Summary of Dynamic Parameters

Parameter	Value	Target
Adjustment cost, ψ	1.60	Decrease in investment: 30%
DRS in tradables, θ_0	0.21	Increase in tradable sector: 4%
Goods market matching elasticity in, μ	0.80	Decrease in TFP: 1.5%
Wage elasticity, φ_w	0.55	Ratio of wage to output change: 0.55



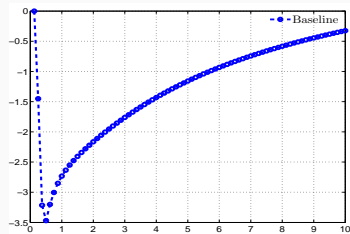
1. Baseline
 - Over three months the down payment changes from 20% to 40%
 - The borrowing interest rate's surcharge goes from zero to 0.5%
2. Decomposition: with only down payment or interest rate change
3. Role of asset price: constant housing price
4. Role of frictions: wage elasticity, matching frictions and adj costs
5. Allowing default: a larger drop of housing price
6. Credit cycle



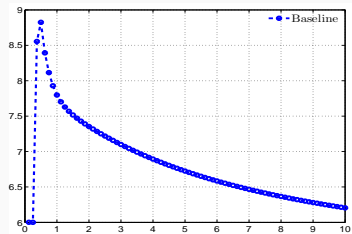
- Typically like in all Aiyagari (1994) - Bewley (1986) - Huggett (1993) - Imrohoroglu (1989) type models, in the long run output and wealth end up being higher.

- But in our economies the transition is associated to a recession.

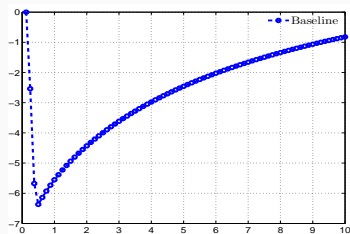
EXPERIMENT 1: BASELINE



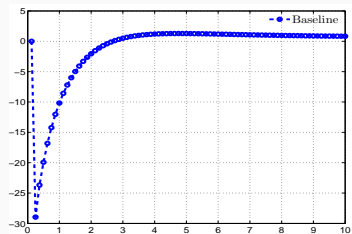
Real output



Unemployment

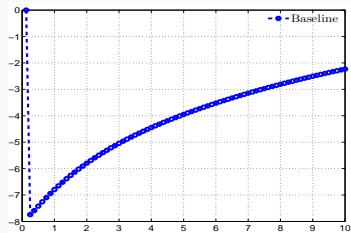


Consumption

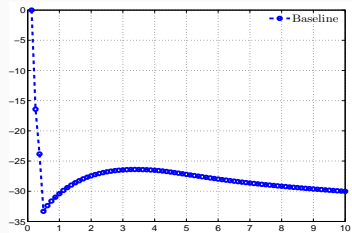


Investment

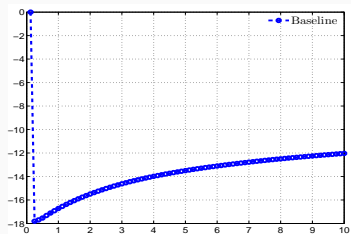
EXPERIMENT 1: BASELINE



Wealth

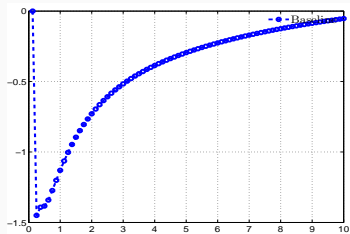


Debt

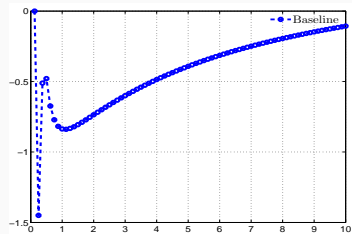


Housing price

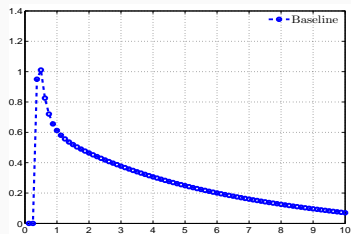
EXPERIMENT 1: BASELINE



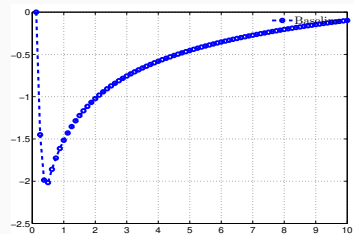
TFP with total hours



Labor Productivity

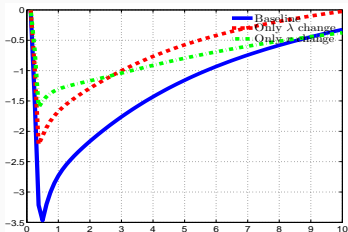


Labor quality

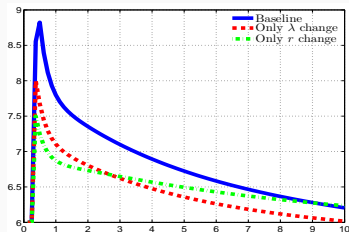


TFP with total labor inputs

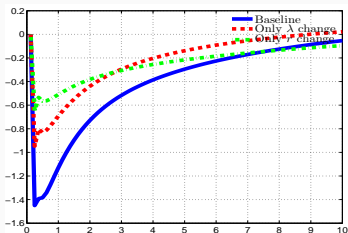
EXPERIMENT 2 : ONLY λ OR r CHANGE



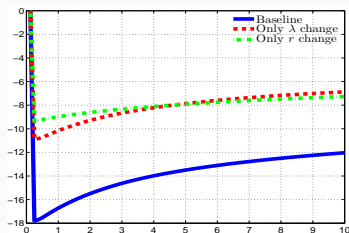
Real output



Unemployment rate

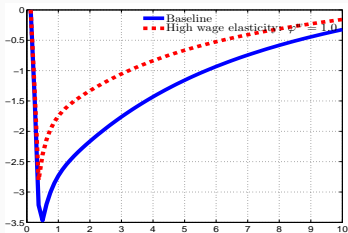


TFP

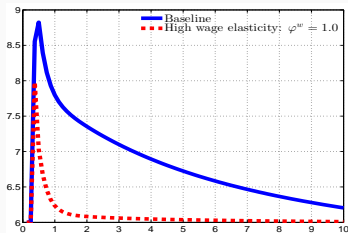


Housing price

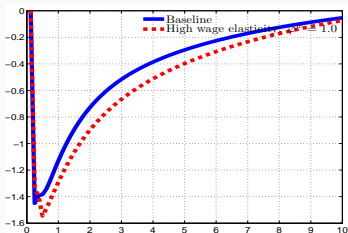
EXPERIMENT 4.1: WAGE ELASTICITY



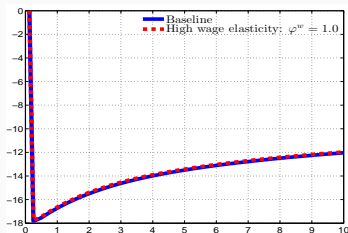
Real output



Unemployment rate

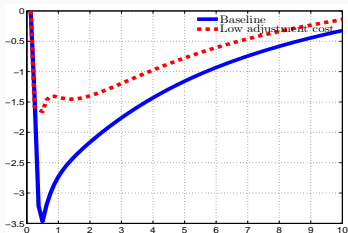


TFP

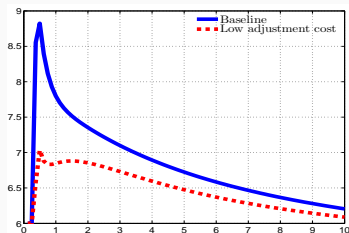


Housing price

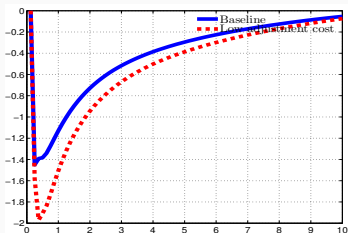
EXPERIMENT 4.2: ADJUSTMENT COST



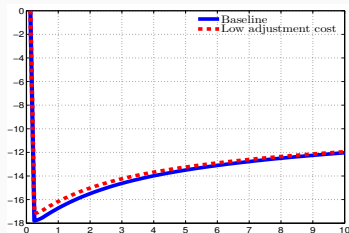
Real output



Unemployment rate

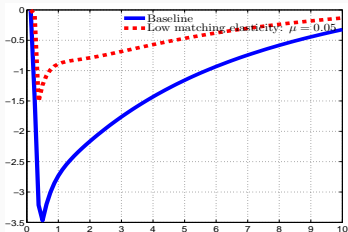


TFP

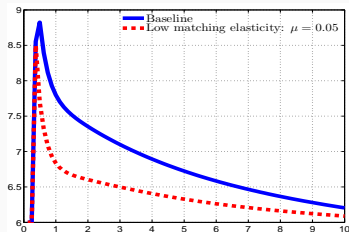


Housing price

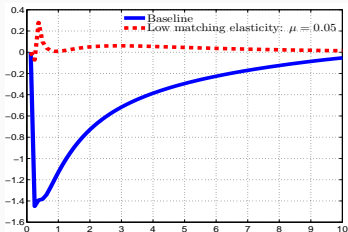
EXPERIMENT 4.3: GOODS MARKET FRICTIONS



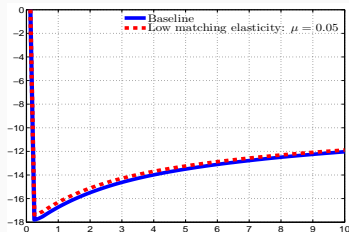
Real output



Unemployment rate

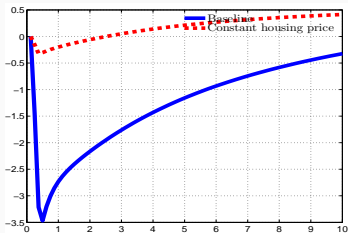


TFP

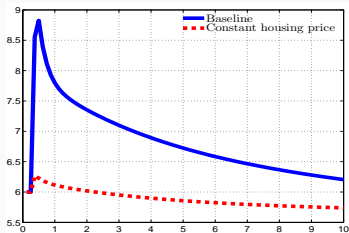


Housing price

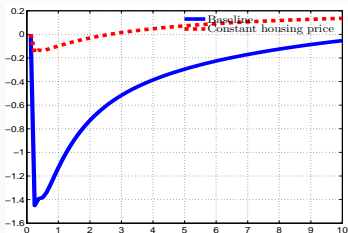
ANOTHER EXPERIMENT: CONSTANT HOUSING PRICES



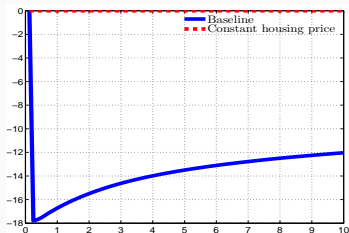
Real output



Unemployment rate



TFP



Housing price

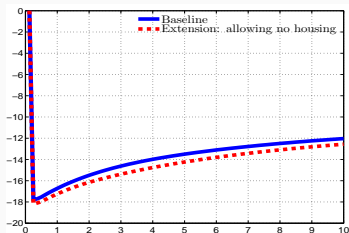
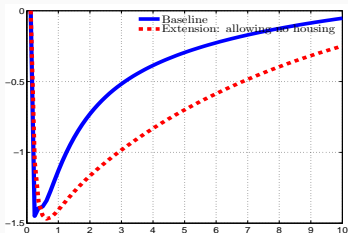
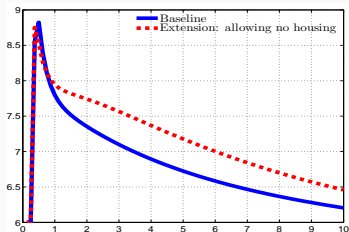
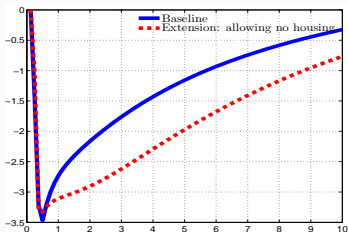


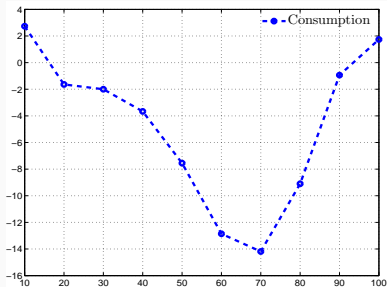
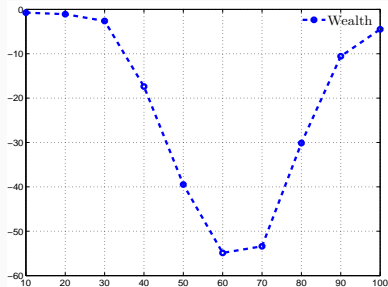
- 30% of households hold zero houses in the United States
- Change preference slightly to match this moment

$$v(h) = \begin{cases} \xi_h \log(h + \underline{h}), & \text{if } h < \hat{h}_1, \\ \frac{\xi_h}{1-\sigma_h} (h + \xi_h^1)^{1-\sigma_h} + \xi_h^2, & \text{if } \hat{h}_1 \leq h \leq \hat{h}_2, \\ \xi_h^3 \sqrt{\bar{h}^2 - (\bar{h} - h)^2} + \xi_h^4, & \text{if } h > \hat{h}_2. \end{cases}$$

- Similar aggregate response, but richer cross-sectional implications

EXPERIMENT 5: AGGREGATE RESPONSE





- This agrees with the evidence in Petev, Pistaferri, and Eksten (2012) and Parker and Vissing-Jorgensen (2009)



- Borrowing interest rate's surcharge goes from zero to 1%.
- Housing price drops more than 20%, and agents may be underwater.
- Allow borrowers to default, but savers suffer from the capital loss.



- Total saving in financial wealth in the economy is

$$L_{+,t} = \int_{b>0} b_t(\epsilon, e, a) dx$$

- Mortgages in the economy are

$$L_{-,t} = \int_{b<0} -b_t(\epsilon, e, a) dx$$

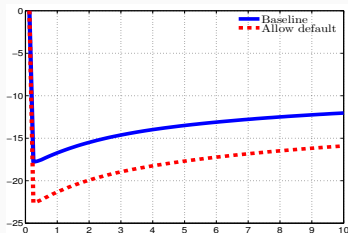
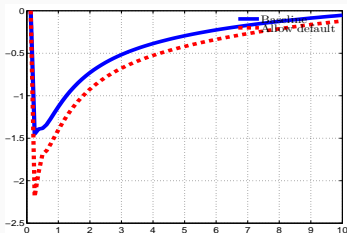
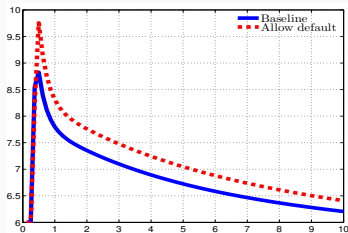
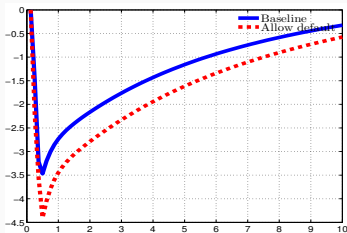
- Net foreign asset position of the country

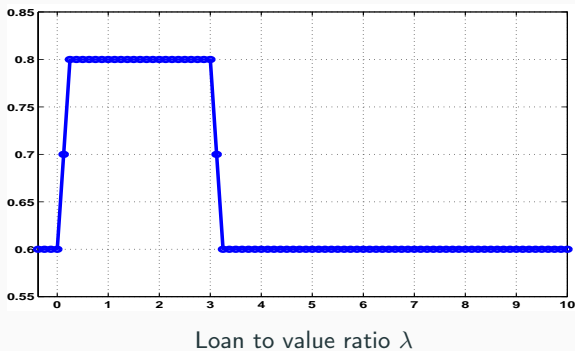
$$B_t = L_{+,t} - \left(\Omega_t^N - \pi_t^N + \Omega_t^T - \pi_t^T + \frac{1}{1+r^*} L_{-,t} \right)$$

- The realized rate of return in next period is

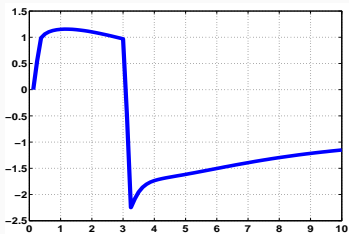
$$1 + r_{t+1} = \frac{\Omega_{t+1}^N + \Omega_{t+1}^T + (1+r^*)B_t}{L_+} - \frac{\int_{b<0} \mathbb{I}_{p_{h,t+1}h_t(\epsilon,e,a)+b_t(\epsilon,e,a)>0} [p_{h,t+1}h_t(\epsilon,e,a) + b_t(\epsilon,e,a)] dx}{L_+}$$

EXPERIMENT 6: ALLOWING DEFAULT

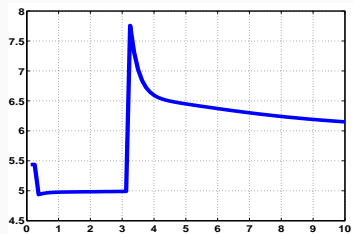




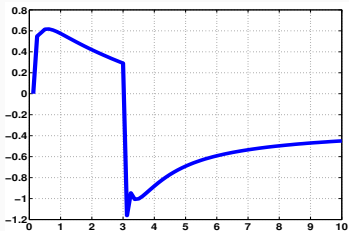
EXPERIMENT 7: CREDIT CYCLE



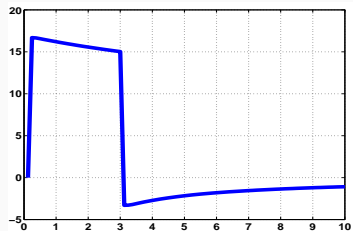
Real output



Unemployment rate



TFP



Housing price

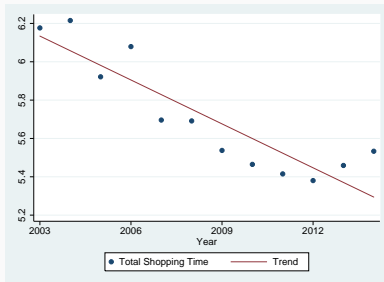
3 Conclusion



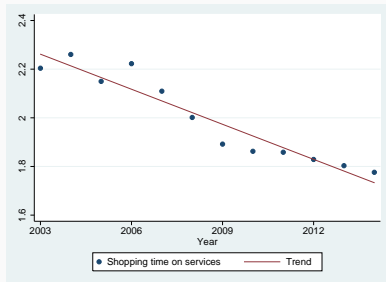
- We have a recession generated purely by increased difficulties to borrow on the part of households
- The recession comes together with
 - TFP loses
 - Drop in Housing prices (movements too sharp because of lack of house frictions)
 - Drop in Stock Market
- The literature is trying hard to get this (Midrigan and Philippon (2011), Guerrieri and Lorenzoni (2009)) with limited success.
- Still ways to go:
 - Foreclosures; slow housing frictions; Long term Mortgages.
 - Slow expanding export industries.
 - Model of banking cycles.

Thank you very much

AMERICAN TIME USE SURVEY DATA ON SHOPPING TIME



Total shopping time



Shopping time on services



- Bernanke and Gertler (1989), Bernanke, Gertler, and Gilchrist (1999)
- Firms cannot borrow as much.
- Not all good projects will be undertaken.
- Cash rich firms expand at the expense of cash poor firms.
- In fact there is some of this in the data: Since 2007 employment of the young firms went down by 24.5% and in 2012 it was at the historically lowest level.
- Firms make themselves vulnerable by being close to their credit limit to improve their bargaining position over wages Monacelli, Quadrini, and Trigari (2011)



- Increased variance in the cross-sectional returns of firms Bloom (2009), Bloom et al. (2011) Arellano, Bai, and Kehoe (2012), Christiano, Motto, and Rostagno (2014) Dyrda (2015).
- Straight shocks to credit constraints Jermann and Quadrini (2012), Perri and Quadrini (2011), Macera (2015).



- It is hard to get a large recession only from the product side and only from lower investment.
- The largest success (to my knowledge) (Arellano, Bai, and Kehoe (2012)) works by having the financial shocks increase the probability of default and inducing firms to pursue very conservative use of inputs despite their almost normal productivity.
- Still it is hard to have a reduction of marginal cash to create a large recession (Zetlin-Jones and Shourideh (2012)).
- It may have played a larger role in the expansion of new firms (Dyrda (2015))



- Aiyagari, S. Rao. 1994. "Uninsured Idiosyncratic Risk and Aggregate Saving." *Quarterly Journal of Economics* 109 (3):659–684.
- Arellano, Cristina, Yan Bai, and Patrick J. Kehoe. 2012. "Financial Frictions and Fluctuations in Volatility." Federal Reserve Bank of Minneapolis Research Department Sta Report.
- Bernanke, B. and M. Gertler. 1989. "Agency Costs, Net Worth, and Business Fluctuations." *American Economic Review* 79 (1):14–31.
- Bernanke, Ben S., Mark Gertler, and Simon Gilchrist. 1999. "The financial accelerator in a quantitative business cycle framework." In *Handbook of Macroeconomics, Handbook of Macroeconomics*, vol. 1, edited by J. B. Taylor and M. Woodford, chap. 21. Elsevier, 1341–1393. URL <https://ideas.repec.org/h/eee/macchp/1-21.html>.
- Bewley, Truman. 1986. "Stationary Monetary Equilibrium with a Continuum of Independently Fluctuating Consumers." In *Contributions to Mathematical Economics in Honor of Gérard Debreu*, edited by Werner Hildenbrand and Andreu Mas-Colell. Amsterdam: North Holland.
- Bloom, Nicholas. 2009. "The Impact of Uncertainty Shocks." *Econometrica* 77 (3):623–685. URL <http://ideas.repec.org/a/ectm/emetrp/v77y2009i3p623-685.html>.
- Bloom, Nicholas, Max Floetotto, Nir Jaimovich, and Itay Saporta. 2011. "Really Uncertain Business Cycles." Mimeo Stanford University.
- Christiano, Lawrence, Roberto Motto, and Massimo Rostagno. 2014. "Risk Shocks." *American Economic Review* 104 (1):37–65.
- Dyrda, Sebastian. 2015. "Fluctuations in uncertainty, efficient borrowing constraints and firm dynamics." Manuscript, University of Minnesota.
- Fang, Lei and Jun Nie. 2013. "Education, Human Capital and U.S. Labor Market Dynamics." Presented at Midwest Macro Meetings.
- Gornemann, Nils, Keith Kuester, and Makoto Nakajima. 2012. "Monetary Policy with Heterogeneous Agents." Mimeo, FRB Philadelphia.
- Guerrieri, Veronica and Guido Lorenzoni. 2009. "Liquidity and Trading Dynamics." *Econometrica* 77 (6):1751–1790.
- Huggatt, Mark. 1993. "The Risk-Free Rate in Heterogeneous-Agent, Incomplete-Insurance Economies." *Journal of Economic Dynamics and Control* 17 (5):953–969.
- Imrohoroğlu, A. 1989. "Cost of Business Cycles with Indivisibilities and Liquidity Constraints." *Journal of Political Economy* 97 (6):1364–1383.
- Jermann, Urban and Vincenzo Quadrini. 2012. "Macroeconomic Effects of Financial Shocks." *American Economic Review* 102 (1):238–71.
- Macera, Manuel. 2015. "Credit Crises and Private Deleveraging." Unpublished Manuscript, Colorado State University.